



KING[®] AIRLESS SPRAYERS

For Protective Coatings Applications



PROVEN QUALITY. LEADING TECHNOLOGY.



THE INDUSTRY LEADER FOR OVER 60 YEARS

Whether it's a large coating project like a bridge, ship or tank, or a simple touch-up project that only takes a few hours, you depend on your spray equipment to deliver a flawless performance every time. Graco offers a complete lineup of the industry's most dependable single-component sprayers — in the exact size you need to accomplish any airless spray project.

TRUST YOUR BUSINESS AND REPUTATION TO GRACO


Graco is committed to providing the highest quality protective coating airless sprayers available, backed by the industry's best warranty.

AMERICAN BUILT QUALITY SINCE 1926

100% factory-tested and field-proven Graco professional sprayers are manufactured, assembled and supported in the USA.

INDUSTRY-LEADING WARRANTY

Behind every Graco sprayer is the industry's strongest warranty. You may never use Graco's warranty—but if you do, we will be there.



GRACO EXCLUSIVE TECHNOLOGY THAT KEEPS YOU SPRAYING



PATENTED

THE LONGEST LASTING PUMPS EVER BUILT

- Xtreme pumps offer Longest life in the industry with available MaxLife® piston rod and cylinder
- Up to 6X longer life
- Long-life ceramic balls for maximum versatility no matter what you're spraying (Optional Kit)



PATENTED

LEGENDARY PERFORMANCE

- XL Air Motors provide a faster, more responsive changeover
- Thermally isolated external pilot lines minimize icing
- Little to no pulsation or pattern fluctuation, even with multiple guns



PATENTED

LESS DOWNTIME FOR MORE PRODUCTIVITY


- Endurance™ Pump Lowers — quick and easy “on-the-job” pump removal and maintenance
- Xtreme Seal™ UHMWPE & Leather Packings for ultimate durability with most materials
- QuikAccess™ intake valve for easy access to lower ball check



GRACO EXCLUSIVE

DIGITAL MONITORING

- Quickly monitor pump cycles and gallons sprayed
- Automatic runaway protection
- Customizable maintenance reminders



PATENT PENDING

MATERIAL COMPATIBILITY

- Optional packing materials for the best pump performance — spray high solids, heated material, or solvent based coatings with confidence!
- UHMWPE & Leather
- UHMWPE & PTFE
- PTFE



GRACO EXCLUSIVE

PLUG IN PERFORMANCE

- Electric driven pumps up to 7250 psi
- Available for use in standard and hazardous environments
- Eliminates the need for an air compressor



THE RIGHT SPRAYER FOR EVERY JOB

With the widest selection of protective coating sprayers to choose from and a host of performance enhancing accessories, there is a Graco King sprayer to help you complete your projects — no matter how large or which coating.



CHOOSING THE RIGHT SPRAYER

TYPICAL APPLICATION	POLYURETHANE TOP COATS	FLAKE FILLED	ZINC PRIMERS	EPOXIES	HIGH SOLIDS	SILICONE
FLUID PRESSURE	2000-4500 psi	3000-4500 psi	3000-4500 psi	3000-6000 psi	6000-7250 psi	6000-7250 psi
SPRAYER RECOMMENDATIONS	Contractor King 45: 1 ●●●● King XL25-290 ● King XL30-220 ●●● King XL40-180I ●●● King XL45-290 ●●●● King XL45-430 ●●●●● King E50 ●●	Contractor King 45: 1 ●●●● King XL30-220 ●●●● King XL40-180 ●●●● King XL45-290 ●●●● King XL45-430 ●●●●● King E50 ●●	Contractor King 45: 1 ●●●● King XL30-220 ●●●● King XL40-180 ●●●● King XL45-290 ●●●● King XL45-430 ●●●●● King E50 ●●	Contractor King 45: 1 ●●●● Contractor King 60: 1 ●●●● King XL30-220 ● King XL40-180 ●● King XL45-290 ●●●● King XL45-430 ●●●●● King XL50-250 ●●●● King XL60-115 ●●● King XL60-220 ●●●● King E50 ●● King E60 ●●	Contractor King 60: 1 ●●●● Contractor King 70: 1 ●●●● King XL60-115 ●●●● King XL60-220 ●●●● King XL70-180 ●●●● King XL70-290 ●●●●● King XL80-250 ●●●● King XL90-145 ●●● King E60 ●●●● King E70 ●●●●	Contractor King 60: 1 ●●●● Contractor King 70: 1 ●●●● King XL60-115 ●●●● King XL60-220 ●●●● King XL70-180 ●●●● King XL70-290 ●●●●● King XL80-250 ●●●● King XL90-145 ●●● King E60 ●●●● King E70 ●●●●
RECOMMENDED ACCESSORIES	Air-assisted airless kit – 288527 DataTrak Monitoring – 24X552 55 Gallon Suction Set – 20A584	5 Gallon Pail Agitator – 243340 55 Gallon Twistork® Agitator – 256274 55 Gallon Suction Set – 20A584	5 Gallon Pail Agitator – 243340 Zinc circulation kit – 238588 Gun Splitter with independent flush – 262826	Gun Splitter with independent flush – 262826 10 Gallon SST Hopper – 24X570 (for King) 10 Gallon SST Hopper – 25B619 (for Contractor King)	Heater Mounting kit – 17V573 (for King) Heater Mounting Kit – 18F785 (Contractor King) 10 Gallon SST Hopper – 24X570 (for King) 10 Gallon SST Hopper – 25B619 (for Contractor King)	Monark 5:1 Feed pump kit – 256276 Xtreme Duty Agitator w/drum lid and 5:1 Monark – 25A601 Heater Mounting kit – 17V573 (for King) Heater Mounting kit – 18F785 (for Contractor King)

THE RIGHT SPRAYER FOR EVERY JOB

With the widest selection of protective coating sprayers to choose from and a host of performance enhancing accessories, there is a Graco King sprayer to help you complete your projects — no matter how large or which coating.



NO MATTER THE JOB, GRACO HAS A KING UNIT FOR YOU — YOU CHOOSE!



MODEL	CONTRACTOR KING	KING E-SERIES	KING
INPUT POWER	Air	Electric (120v / 240v)	Air
PORTABILITY	★★★★★	★★★	★★★
PUMP LOWER	Endurance	Xtreme	Xtreme
ENDURANCE ADVANTAGE	Yes	—	—
HAZARDOUS LOCATION	Yes	Available	Yes
RANGE OF MODELS	★★★	★★★★★	★★★★★



SCAN FOR MORE INFORMATION
[GRACO.COM/KING](https://graco.com/king)

CONTRACTOR KING AIR-POWERED SPRAYER

Introducing the newest member of the King family—the Contractor King! Designed around single-person mobility and high performance, this affordable line of air-powered sprayers is the perfect addition to every Contractor's fleet. Available in 4500 psi, 6000 psi and 7250 psi, there is a model for every job!

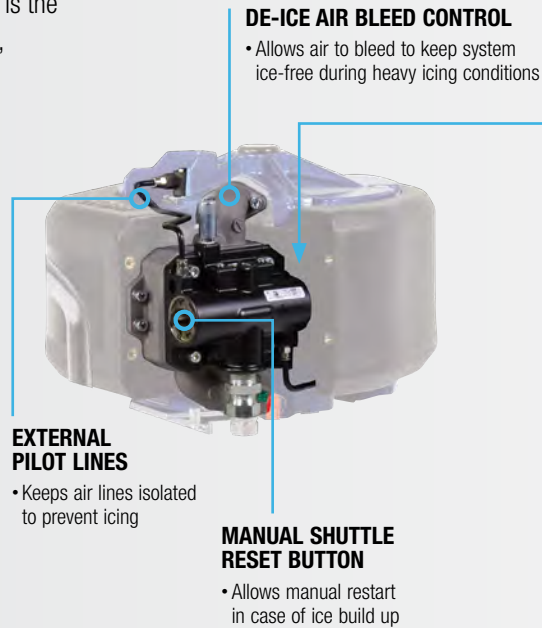
SUPERIOR FINISH QUALITY WITH ADVANCED ANTI-ICING TECHNOLOGY

XL6500 Air Motor

- Field-proven design virtually eliminates icing to keep you spraying
- Air-piloted for fast changeover and low pulsation
- Durable aluminum, steel and composite construction for years of service

PROVEN AIR VALVE DESIGN

- Delivers superior finish with no pulsation, even with multiple guns
- Simple design for easy serviceability
- Oversized porting for maximum air flow



DURABLE, COMPACT DESIGN OFFERING EXTREME MOBILITY

Easy to Move and Transport

- Nearly 100 lbs lighter than comparable models for easy, one-person handling
- Chrome-plated, welded-steel frame for years of service
- Integrated lifting points for easy positioning on any jobsite
- Flat proof tires resist jobsite debris for maximum convenience



COMFORT MEETS PERFORMANCE INTRODUCING Silver Plus™ HP HIGH-PRESSURE, AIRLESS SPRAY GUN*

Featuring a compact and durable design and external fluid passages, this legendary design keeps your hand cool, while providing all-day spraying comfort.

- Lasts up to 2X longer between repacks
- Up to 35% lighter than other guns in its class
- Easy-pull trigger for all-day comfort
- Rated up to 7250 psi
- Durable Steel and aluminum design features oversized fluid passages for less pressure loss
- The convenience of a single gun that works with all units in your fleet



* Included with 60:1 and 70:1 complete and Big 150 models

MODEL	PART #
Silver Plus HP 2 Finger Gun	273334
Silver Plus HP 4 Finger Gun	273335

PART #	MODEL	INCLUDES	MAX PSI / MAX GPM	LOWER	WEIGHT
279005	Contractor King 45:1 (bare)	—	4500 psi / 4.6 gpm	290cc	145 lbs
279006	Contractor King 45:1 (complete)	Silver Plus™ Gun, 3/8 in x 50 ft Hose, 1/4 in x 6 ft Whip Hose, XHD 417, 519 SwitchTip™ & Guard			
279007	Contractor King 45:1 (Big 150)	Silver Plus Gun, (3) 3/8 in x 50 ft Hose, 1/4 in x 6 ft Whip Hose, XHD 417, 519 SwitchTip, Guard & Fittings			
279010	Contractor King 60:1 (bare)	—	6000 psi / 3.4 gpm	220cc	140 lbs
279011	Contractor King 60:1 (complete)	Silver Plus HP Gun, 3/8 in x 50 ft Hose, 1/4 in x 6 ft Whip Hose, XHD 417, 519 SwitchTip, Guard & Fittings			
279012	Contractor King 60:1 (Big 150)	Silver Plus HP Gun, (3) 3/8 in x 50 ft Hose, 1/4 in x 6 ft Whip Hose, XHD 417, 519 SwitchTip, Guard & Fittings			
279013	Contractor King 70:1 (bare)	—	7250 psi / 2.9 gpm	180cc	135 lbs
279014	Contractor King 70:1 (complete)	Silver Plus HP Gun, 3/8 in x 50 ft Hose, 1/4 in x 6 ft Whip Hose, XHD 417, 519 SwitchTip, Guard & Fittings			
279022	Contractor King 70:1 (Big 150)	Silver Plus HP Gun, (3) 3/8 in x 50 ft Hose, 1/4 in x 6 ft Whip Hose, XHD 417, 519 SwitchTip, Guard & Fittings			



SCAN FOR MORE INFORMATION
GRACO.COM/CONTRACTORKING

CONTRACTOR KING AIR-POWERED SPRAYER

**ENDURANCE LOWER FOR QUICK AND EASY
“ON-THE-JOB” PUMP REMOVAL & MAINTENANCE
— NOTHING IS FASTER!**



PROVEN DESIGN AND PERFORMANCE

- Chromex™ Rod and Stainless Steel cylinder for maximum life and performance
- Xtreme Seal™ UHMWPE & Leather packings for ultimate durability with most materials
- QuikAccess™ intake valve for easy access to lower ball check


REMOVE THE PUMP IN 3 EASY STEPS



1. Remove rod coupling, inlet hose and paint hose
2. Loosen jam nut
3. Spin pump to remove



BUILD IT THE WAY YOU NEED IT, WITH THESE GREAT ACCESSORIES!



CONTRACTOR KING ACCESSORIES	PART #	
1 Stainless Steel Hopper Kit	25B619	
2 Paint Outlet Filter Kit	16V583	
3 Lift Ring Kit	19D953	
4 Air Filter and Lubricator Kit	19D955	
5	45:1 Lower Kit (290cc)	19D954
	60:1 Lower Kit (220cc)	19D952
	70:1 Lower Kit (180cc)	19D951
6 Heater Mounting Kit	18F785	

BIG 150 "READY-TO-SPRAY" PACKAGES PRECONFIGURED WITH 150 FT HOSE FOR THE BIG JOBS!

- All components and large diameter hose
- Maximize productivity right from the start
- Ultimate for convenience and value
- Available for all Contractor King models



KING AIR-POWERED SPRAYER

Designed with Graco's XL Air Motor, the King family of sprayers are proven to outperform and outlast all other sprayers in its class. Available in three motor sizes, the King Air-Powered sprayer can handle the toughest protective coatings materials for any size job.

A SPRAYER FOR EVERY LOCATION

- Heavy Duty Carts for the most demanding jobsites
- Lightweight Cart options for mobility, perfect for shop locations
- Wall mount options for static emplacements, perfect for assembly line applications

BUILT IN TOOL STORAGE

- Conveniently mounted on a cart
- Store your day-to-day essentials such as tools and spray tips for quick and easy access

MONITOR CYCLES AND VOLUMES EASILY

- Automatically converts cycles to volume of material sprayed
- Volume can easily be shown in ounces, gallons or liters
- Can set up preventative maintenance reminders at user defined intervals



Part number: 24X550

OPTIONAL ACCESSORY

EXTERNAL PILOT LINES

- Keeps air lines isolated to prevent icing

MANUAL SHUTTLE RESET BUTTON

- Allows manual restart in case of ice build up



ROBUST AIR CONTROLS

- High capacity filter regulator
- Lubricator option for extreme operating conditions



XTREME PUMPS

THE BEST JUST GOT BETTER – MAXLIFE TECHNOLOGY KEEPS YOU SPRAYING

The Xtreme family of severe-duty lowers are job-site proven to provide the reliability and durability to get the job done - every time.



XTREME

- Oversized clearances insure minimal pressure drop and increased performance



XTREME INTEGRAL FILTER

- In line material filtration without the need for additional fittings or components. 30, 60 or 100 mesh available



XTREME MAXLIFE


- Exclusive MaxLife Rod and Cylinder. Lasts up to 6X longer between repacks

MOTOR	XL10000			XL6500				XL3400	
MODEL	XL45-430	XL70-290	XL80-250	XL45-290	XL60-220	XL70-180	XL90-145	XL30-220	XL40-180
Output per cycle	430cc	290cc	250cc	290cc	220cc	180cc	145cc	220cc	180cc
Maximum Stall Pressure	4500 psi (310 bar)	7250 psi (500 bar)	7250 psi (500 bar)	4500 psi (310 bar)	6000 psi (414 bar)	7250 psi (500 bar)	7250 psi (500 bar)	3150 psi (217 bar)	3800 psi (262 bar)
Maximum Air Input Pressure	95 psi (6.5 bar)	100 psi (7 bar)	88 psi (6 bar)	100 psi (7 bar)	100 psi (7 bar)	100 psi (7 bar)	80 psi (5.5 bar)	100 psi (7 bar)	100 psi (7 bar)
Output at 60 Cycles/min	6.7 gpm (25.4 lpm)	4.6 gpm (17.4 lpm)	4.0 gpm (15.2 lpm)	4.6 gpm (17.4 lpm)	3.4 gpm (12.9 lpm)	2.9 gpm (11 lpm)	2.3 gpm (8.7 lpm)	3.4 gpm (12.9 lpm)	2.9 gpm (11 lpm)

¹Uses Dura® Flo™ lower


MULTIPLE PACKING MATERIALS

Packings play a critical role in getting the best performance possible while spraying. Customize your pump with additional packing material kits best suited for your coating.



LEATHER & UHMWPE

- Standard packings in all pumps
- Best for most coatings/abrasive resistance



UHMWPE & PTFE

- Best for applications below 140° F that require both abrasive and solvent resistance



PTFE

- Best for applications that require high heat resistance or solvent compatibility

KING XL30 AND XL40 SPRAYERS

Equipped with Graco's XL 3400 Air Motor, the King XL40-180 sprayers are designed to out perform and outlast all other sprayers in its class. It handles the toughest protective coatings and corrosion control materials.

INCLUDES ALL THE STANDARD KING FEATURES PLUS:

XL3400 7 INCH AIR MOTOR

- With up to 20% less air consumption than the XL6500
- Lighter weight for increased mobility on the jobsite

AIRLESS OR AIR-ASSISTED SPRAYING*

- Air-Assisted Airless spray packages for precision coating finishes
- Add an air-assisted airless spray kit for fine finish applications
- Can be installed to any existing XL25, XI30 or XL40 sprayer.



Part number: 288527

*See page 16 (specialty packages page)

OPTIONAL ACCESSORY



King XL40-180
K40FH1

KING XL45, XL60 AND XL70 SPRAYERS

Designed with the Graco XL6500 Air Motor, these King sprayers are the industry standard sprayer for protective coating contractors.

XL6500 10 INCH AIR MOTOR

- Spray pressure packages from 4500-7250 PSI, 20% more than XL3400 packages!
- More than 80% more flow than XL3400 models at the same spray pressure

10 GALLON STAINLESS STEEL HOPPER

- Features no tool removal for quick pump access
- Angular designed corners for easy cleaning
- Lid protects material and keeps debris out
- Fits all models of king sprayers on both Heavy Duty and Lightweight cart designs



Hopper kit 24X570 shown. Available as a bolt on accessory for all King sprayers.

OPTIONAL ACCESSORY



King XL70-180
K70MH2

KING XL3400 SPRAY PACKAGES

PART #	MODEL	INCLUDES	MAX PSI / MAX GPM
K30FH0	King XL30-220 w/Filter	Cart mount with 5 gallon siphon set	3150 psi (217 bar) / 3.4 gpm (12.9 lpm)
K30FW0	King XL30-220 w/Filter	Wall mount with 55 gallon siphon set	3150 psi (217 bar) / 3.4 gpm (12.9 lpm)
K30FH1	King XL30-220 w/Filter	Cart mount with 5 gallon siphon set, Pressure rated XTR+ gun, 3/8 in x 50 ft Hose, 1/4 in x 6 ft Whip Hose, XHD 519 SwitchTip, Guard & Fittings	3150 psi (217 bar) / 3.4 gpm (12.9 lpm)
K40FH0	King XL40-180 w/Filter	Cart mount with 5 gallon siphon set	3800 psi (262 bar) / 2.9 gpm (11 lpm)
K40FW0	King XL40-180 w/Filter	Wall mount with 55 gallon siphon set	3800 psi (262 bar) / 2.9 gpm (11 lpm)
K40FH1	King XL40-180 w/Filter	Cart mount with 5 gallon siphon set, Pressure rated XTR+ gun, 3/8 in x 50 ft Hose, 1/4 in x 6 ft Whip Hose, XHD 519 SwitchTip, Guard & Fittings	3800 psi (262 bar) / 2.9 gpm (11 lpm)
K40FW1	King XL40-180 w/Filter	Wall mount with 55 gallon siphon set, Pressure rated XTR+ gun, 3/8 in x 50 ft Hose, 1/4 in x 6 ft Whip Hose, XHD 519 SwitchTip, Guard & Fittings	3800 psi (262 bar) / 2.9 gpm (11 lpm)

KING XL6500 SPRAY PACKAGES

PART #	MODEL	INCLUDES	MAX PSI / MAX GPM
K45FH0	King XL45-290 w/Filter	Cart mount with 5 gallon siphon set	4500 psi (310 bar) / 4.6 gpm (17.4 lpm)
K45FH1	King XL45-290 w/Filter	Cart mount with 5 gallon siphon set, Pressure rated XTR+ gun, 3/8 in x 50 ft Hose, 1/4 in x 6 ft Whip Hose, XHD 519 SwitchTip, Guard & Fittings	4500 psi (310 bar) / 4.6 gpm (17.4 lpm)
K45NH1	King XL45-290 No Filter	Cart mount with 5 gallon siphon set, Pressure rated XTR+ gun, 3/8 in x 50 ft Hose, 1/4 in x 6 ft Whip Hose, XHD 519 SwitchTip, Guard & Fittings	4500 psi (310 bar) / 4.6 gpm (17.4 lpm)
K60FH0	King XL60-220 w/Filter	Cart mount with 5 gallon siphon set	6000 psi (414 bar) / 3.4 gpm (12.9 lpm)
K60FH1	King XL60-220 w/Filter	Cart mount with 5 gallon siphon set, Pressure rated XTR+ gun, 3/8 in x 50 ft Hose, 1/4 in x 6 ft Whip Hose, XHD 519 SwitchTip, Guard & Fittings	6000 psi (414 bar) / 3.4 gpm (12.9 lpm)
K60NH1	King XL60-220 No Filter	Cart mount with 5 gallon siphon set, Pressure rated XTR+ gun, 3/8 in x 50 ft Hose, 1/4 in x 6 ft Whip Hose, XHD 519 SwitchTip, Guard & Fittings	6000 psi (414 bar) / 3.4 gpm (12.9 lpm)
K70FH0	King XL70-180 w/Filter	Cart mount with 5 gallon siphon set	7250 psi (500 bar) / 2.9 gpm (11 lpm)
K70FH1	King XL70-180 w/Filter	Cart mount with 5 gallon siphon set, Pressure rated XTR+ gun, 3/8 in x 50 ft Hose, 1/4 in x 6 ft Whip Hose, XHD 519 SwitchTip, Guard & Fittings	7250 psi (500 bar) / 2.9 gpm (11 lpm)
K70NH1	King XL70-180 No Filter	Cart mount with 5 gallon siphon set, Pressure rated XTR+ gun, 3/8 in x 50 ft Hose, 1/4 in x 6 ft Whip Hose, XHD 519 SwitchTip, Guard & Fittings	7250 psi (500 bar) / 2.9 gpm (11 lpm)
K70MH2	King XL70-180 w/MaxLife	Cart mount with 5 gallon siphon set, Pressure rated XTR+ gun, 3/8 in x 50 ft Hose, 1/4 in x 6 ft Whip Hose, XHD 519 SwitchTip, Guard & Fittings	7250 psi (500 bar) / 2.9 gpm (11 lpm)
K45MH2	King XL45-290 w/MaxLife	Cart mount with 5 gallon siphon set, Pressure rated XTR+ gun, 3/8 in x 50 ft Hose, 1/4 in x 6 ft Whip Hose, XHD 519 SwitchTip, Guard & Fittings	4500 psi (310 bar) / 4.6 gpm (17.4 lpm)

KING XL45, XL70 AND XL80 SPRAYERS

If you have large jobs that require a high-output sprayer, then these are the sprayers of choice. Built with the Graco XL 10000 Air Motor, the largest air motor Graco has ever built, the King XL10000 sprayers handle the workload equivalent of multiple sprayers.

KING FEATURES:

XL10000 13 INCH AIR MOTOR

- Largest Air motor in its class
- Reduces pump duty cycle for increased packing life

OUR LARGEST OUTPUT PUMP FOR THE LARGEST JOBS

- Up to 35% more flow than XL6500 packages
- Delivers high fluid flow, supporting up to 8 guns!
- Available with pump sizes up to 430cc. Lower cycle rate for even longer pump life!



4-WAY GUN SPLITTER ACCESSORY

- Easily convert your sprayer to support additional guns and hoses.
- Ported in 1/2 in NPT, will fit on all models of King Sprayers



Part number: 17V587

OPTIONAL ACCESSORY



King XL70-290 K71FH1

KING XL10000 SPRAY PACKAGES

PART #	MODEL	INCLUDES	MAX PSI / MAX GPM
K47FH1	King XL45-430 w/Filter	Pressure rated XTR+ gun, 3/8 in x 50 ft Hose, 1/4 in x 6 ft Whip Hose, XHD 519 SwitchTip, Guard & Fittings	4500 psi (310 bar) / 6.7 gpm (25.4 lpm)
K71FH1	King XL70-290 No Filter	Pressure rated XTR+ gun, 3/8 in x 50 ft Hose, 1/4 in x 6 ft Whip Hose, XHD 519 SwitchTip, Guard & Fittings	7250 psi (500 bar) / 4.6 gpm (17.4 lpm)
K71NH1	King XL70-290 No Filter	Pressure rated XTR+ gun, 3/8 in x 50 ft Hose, 1/4 in x 6 ft Whip Hose, XHD 519 SwitchTip, Guard & Fittings	7250 psi (500 bar) / 4.6 gpm (17.4 lpm)
K82FH1	King XL80-250 w/Filter	Pressure rated XTR+ gun, 3/8 in x 50 ft Hose, 1/4 in x 6 ft Whip Hose, XHD 519 SwitchTip, Guard & Fittings	7250 psi (500 bar) / 4.0 gpm (12.9 lpm)
K82NH1	King XL80-250 No Filter	Pressure rated XTR+ gun, 3/8 in x 50 ft Hose, 1/4 in x 6 ft Whip Hose, XHD 519 SwitchTip, Guard & Fittings	7250 psi (500 bar) / 4.0 gpm (12.9 lpm)

For additional models, see page 29

SPECIALTY PACKAGES

Decide which system fits your application needs with these specially built packages from Graco. Whether you need a heavy coatings solution with longer hose lengths and hoppers, or an air-assisted package for fine finish — we got you covered. And for those who need a complete custom solution, Graco offers bare air motor units with no pump lower to configure to your exact specifications.

KING HEAVY FLUID PACKAGES

PART #	MODEL	INCLUDES
XL6500 Air Motors		
26C891	King XL70-180 Heavy-fluid 2 gun spray package	2 XHF™ Guns, 1/2 in x 50 ft Hoses, 3/8 in x 6 ft Whip Hoses, XHD429 Spray Tips, 10 gal SST Hopper
26C349	King XL70-180 Heavy-fluid Big 250 package	XHF Gun, 3/4 in x 200 ft Hose, 1/2 in x 50 ft Hose, Whip Hose, XHD531 Spray Tips, 10 gal SST Hopper
XL10000 Air Motors		
24X593	King XL70-290 Heavy-fluid spray package	XHF Gun, 3/4 in x 50 ft Hoses, 1/2 in x 25 ft Whip Hoses, XHD429 Spray Tips, 10 gal SST Hopper
24X594	King XL80-250 Heavy-fluid spray package	XHF Gun, 3/4 in x 50 ft Hoses, 1/2 in x 25 ft Whip Hoses, XHD429 Spray Tips, 10 gal SST Hopper
26C892	King XL70-290 Heavy-fluid 2 gun spray package	2 XHF Guns, 1/2 in x 50 ft Hoses, 3/8 in x 6 ft Whip Hoses, XHD431 Spray Tips, 10 gal SST Hopper
26C350	King XL70-290 Heavy-fluid Big 250 package	XHF Gun, 3/4 in x 200 ft Hoses, 1/2 in x 50 ft Hose, Whip Hose, XHD531 Spray Tips, 10 gal SST Hopper



AIR-ASSISTED AIRLESS XL3400 PACKAGES:

PART #	MODEL	INCLUDES
287975	King XL30-220 Air-assisted Airless spray package*	Package includes atomization air regulator, 1/4 in. x 50 ft. (15m) spray line, 1/4 in. x 50 ft. airline, G40 spray gun with LTX_ _ _ tip of choice
287976	King XL40-180 Air-assisted Airless spray package*	Package includes atomization air regulator, 1/4 in. x 50 ft. (15m) spray line, 1/4 in. x 50 ft. airline, G40 spray gun with LTX_ _ _ tip of choice



KING CART PACKAGES WITHOUT LOWERS, NO LUBRICATOR

PART #	MODEL	INCLUDES
KN3DH0	XL3400 on a Bare Heavy-Duty Cart*	Includes tie rods, coupling kit and a suction hose
KN3DL0	XL3400 on a Bare Lightweight Cart*	Includes tie rods, coupling kit and a suction hose
KN6DH0	XL6500 on a Bare Heavy-Duty Cart*	Includes tie rods, coupling kit and a suction hose
KN6DL0	XL6500 on a Bare Lightweight Cart*	Includes tie rods, coupling kit and a suction hose

For additional models, see Ordering Matrix on page pages 27-30

KING E-SERIES ELECTRIC-POWERED SPRAYER

Graco's King E-Series Electric Airless Sprayers are the world's first electric sprayer for protective coatings approved for hazardous and non-hazardous locations. Powered by an electric motor, it eliminates the need to mobilize your large air compressor — saving time and money.

THE PERFECT SINGLE GUN SPRAYER

AN ELECTRIC SOLUTION FOR MULTIPLE APPLICATIONS

- Eliminates need for air and fuel
- Works on 120V or 240V for ultimate convenience
- No more delays due to air motor icing!

• LOW DECIBEL OPERATION

- Up to 5 times quieter than traditional air motors
- Less than 80dba noise level for comfortable spraying

LOWER OPERATING COSTS

- Eliminates all the costs and hassles of having to mobilize a large air compressor
- Can be run from generator or shore power

10 GALLON STAINLESS STEEL HOPPER

- Features no tool removal for quick pump access
- Angular designed corners for easy cleaning
- Lid protects material and keeps debris out
- Fits all models of king sprayers on both Heavy Duty and Lightweight cart designs



Hopper kit 24X570 shown. Available as a bolt on accessory for all King sprayers.

OPTIONAL ACCESSORY

ELECTRICALLY OPERATED

- Easy to use controls - just adjust to desired pattern and spray
- Change spray pressures with the turn of a knob
- 3 year limited warranty

INDUSTRY STANDARD XTREME PUMP TECHNOLOGY

- Uses same repair kits as standard King Sprayers
- E50 Haz-Loc and E60 - 145cc
- E60 Haz-Loc and E70 - 115cc

NON-HAZ OR HAZ-LOC APPROVED

- Patented motor design for use in hazardous locations available on some models
- Perfect for use on off shore locations, or other volatile spray environments.

STATIC OR MOBILE PLATFORMS

- Available with Heavy Duty and Lightweight Cart, or Wall Mounted configurations (see page 30)
- Optional suction sets or feed pumps for all size material containers



Hazardous Location Model shown 273254

Hazardous Location Model shown 273249

PART #	HAZARDOUS LOCATION	INCLUDES	MAX PSI / MAX GPM	LOWER
273246	E60 Heavy Duty Cart, w/Filter (Complete)	Pressure rated XTR+ gun, 3/8 in x 50 ft Hose, 1/4 in x 6 ft Whip Hose, XHD 519 SwitchTip, Guard & Fittings	6000 psi / 0.7gpm	115cc
273252	E50 Heavy Duty Cart, w/Filter (Complete)	Pressure rated XTR+ gun, 3/8 in x 50 ft Hose, 1/4 in x 6 ft Whip Hose, XHD 519 SwitchTip, Guard & Fittings	5000 psi / 0.9 gpm	145cc
273262	E60 Heavy Fluids Package (Complete)	XHF High Flow spray gun, 1/2 in x 50 ft pressure rated hose and 3/8 in x 6 ft whip, 10 gallon Stainless Steel Hopper, XHD419 and XHD521 SwitchTip, Guard & Fittings	6000 psi / 0.7 gpm	115cc
PART #	NON-HAZARDOUS LOCATION	INCLUDES	MAX PSI / MAX GPM	LOWER
273752	E60 Heavy Duty Cart w/Filter (Complete)	Pressure rated XTR+ gun, 3/8 in x 50 ft Hose, 1/4 in x 6 ft Whip Hose, XHD 519 SwitchTip, Guard & Fittings	6000 psi / 0.9 gpm	145cc
273746	E70 Heavy Duty Cart w/Filter (Complete)	Pressure rated XTR+ gun, 3/8 in x 50 ft Hose, 1/4 in x 6 ft Whip Hose, XHD 519 SwitchTip, Guard & Fittings	7250 psi / 0.7gpm	115cc
273764	E60 Heavy Fluids Package (Complete)	XHF High Flow spray gun, 1/2 in x 50 ft pressure rated hose and 3/8 in x 6 ft whip. 10 gallon Stainless Steel Hopper, XHD419 and XHD521 SwitchTip, Guard & Fittings"	7250 psi / 0.9 gpm	145cc

For additional models, see Ordering Matrix on page #

NO MATTER THE JOB, GRACO HAS THE RIGHT GUN FOR YOU

Contractors throughout the world prefer Graco guns for their outstanding durability and reliable performance. Whether your material is flake filled material or a thin body coating, Graco has best solution for any job.

MODEL	MAX WORKING PRESSURE	GUN FILTER	GUN SWIVEL	TRIGGER	FLUID PASSAGES
XRT5+	5000	Yes	Integrated	2 & 4 Finger	Standard (through handle)
Silver Plus	5000	No	Accessory	2 & 4 Finger	Large (direct to tip)
Silver Plus HP	7250	No	Accessory	2 & 4 Finger	Large (direct to tip)
XRT7+	7250	Yes	Integrated	4 Finger	Standard (through handle)
XRT7+ Hi Flo	7250	Yes	Integrated	2 & 4 Finger	Large (through handle)
XHF	7250	No	Accessory	4 Finger	Oversized (direct to tip)

XTR+

As the #1 choice of protective coating contractors, Graco's XTR-5+, XTR-7+, and XTR-7+ High Flow Guns are designed to be the longest lasting, most reliable airless spray guns on the market.

VERSATILE DESIGN

- Available with both 2-Finger and 4-Finger triggers
- XTR5+ and XTR7+ feature two handle options providing maximum control and comfort even when handling heated materials
- Detachable trigger guard swings clear of gun handle for easy filter access

EASY OUT™ GUN FILTER

- Filters from the inside out to prevent filter from collapsing
- Optimized high viscosity fluid packages for the thickest of materials

BUILT-IN SWIVEL

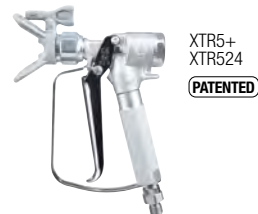
- Exclusive dual-seat Swivel design reduces sealing friction under pressure, making this the best swivel on the market
- Optional suction sets or feed pumps for all size material containers

GUN TRIGGER AND TRIGGER LOCK

- Smooth, lightweight trigger pull with simple, thumb-engaged safety lock
- Custom trigger options

XTR5+ AIRLESS SPRAY GUN, 5000 PSI (345 BAR, 34.5 MPA)

PART #	DESCRIPTION
XTR520	1 In Round Handle, 4-Finger Trigger, no Tip
XTR521	1 In Round Handle, 4-Finger Trigger, 519 Flat Tip
XTR522	Oval-insulated Handle, 4-Finger Trigger, 519 XHD RAC
XTR523	Oval-insulated Handle, 2-Finger Trigger, 519 XHD RAC
XTR524	1 In Round Handle, 4-Finger Trigger, 519 XHD RAC
XTR525	1 In Round Handle, 2-Finger Trigger, 519 XHD RAC




XTR7+ AIRLESS SPRAY GUN, 7250 PSI (500 BAR, 50 MPA)

PART #	DESCRIPTION
XTR720	Round Handle, 4-Finger Trigger, no Tip
XTR721	Round Handle, 4-Finger Trigger, 519 Flat Tip
XTR722	Oval-insulated Handle, 4-Finger Trigger, 519 XHD RAC Tip
XTR723	Oval-insulated Handle, 2-Finger Trigger, 519 XHD RAC Tip
XTR724	Round Handle, 4-Finger Trigger, 519 XHD RAC Tip
XTR725	Round Handle, 2-Finger Trigger, 519 XHD RAC Tip



XTR7+™ HF HIGH FLOW AIRLESS SPRAY GUN, 7250 PSI (500 BAR)

PART #	DESCRIPTION
XTR710	Round Handle, 4-Finger Trigger, no Tip
XTR711	Round Handle, 4-Finger Trigger, 519 Flat Tip
XTR712	Oval-insulated Handle, 4-Finger Trigger, 519 XHD RAC Tip
XTR713	Oval-insulated Handle, 2-Finger Trigger, 519 XHD RAC Tip
XTR714	Round Handle, 4-Finger Trigger, 519 XHD RAC Tip
XTR715	Round Handle, 2-Finger Trigger, 519 XHD RAC Tip



XTR+ GUN ACCESSORIES, (FITS BOTH XTR5+ AND XTR7+)

PART #	DESCRIPTION	PART #	DESCRIPTION
273141	Gun Repair Kit (includes Gasket, Needle, and Seat)	287032	Filter, 60 mesh
287449	4-Finger Round Trigger Kit	287033	Filter, 100 mesh
287450	2-Finger Trigger Kit	287034	Filter, 60 and 100 mesh combination
287451	4-Finger Oval Insulation Trigger Kit		

SILVER PLUS & SILVER PLUS HP™

As the preferred gun for many contractors, Graco's Silver Plus Gun is known for its durability, long life, spraying performance, and comfortable design.



LASTS UP TO 2X LONGER BETWEEN REPACKS



LIGHTWEIGHT, RUGGED DESIGN

- Durable forged aluminum withstands harsh work environments
- Lighter weight than competitive guns
- Polished body is easy to clean

ERGONOMIC DESIGN HANDLE


- Form-fitted handle for less fatigue
- Provides more control of gun while spraying

EXCLUSIVE NEEDLE DESIGN

- Factory-set needle needs no trigger adjustments
- Guaranteed for life against breakage
- Maximum performance and long life

STAINLESS STEEL FLUID TUBE

Fluid flows directly to the tip through the gun fluid tube, giving you the ability to spray heavier materials, such as high solid coatings and mastics, up to 7250 psi* (500 bar, 50.0 MPa)
*Silver Plus HP



SILVER PLUS AIRLESS SPRAY GUN 5000 PSI (345 BAR)

PART #	DESCRIPTION
246240	Silver Plus Gun (2-finger) with RAC® X™ 517 Tip and Guard
243283	Silver Plus Gun (2-finger) with RAC 5 517 Tip and Guard
235460	Silver Plus Gun (2-finger) with Flat Tip and Guard
235461	Silver Plus Gun (4-finger) with Flat Tip and Guard



SILVER PLUS HP AIRLESS SPRAY GUN 7250 PSI (500 BAR)

PART #	DESCRIPTION
273334	Silver Plus HP Gun (2-finger) with XHD 419 Tip and Guard
273335	Silver Plus HP Gun (4-finger) with XHD 419 Tip and Guard
235474	Repair Kit (Silver Plus)
20B225	Repair Kit (Silver Plus HP)



XHF HIGH-FLO

The XHF gun is the ideal choice for the heaviest coatings and fibrous materials. These guns feature oversized fluid passages and a filterless design for maximum flow and superior atomization.



OVERSIZED FLUID PATH

- No-filter design offers minimal restriction and maximum flow
- Minimizes pack-out with heavy and filled materials
- Reduces pressure drop for superior atomization

JOBSITE PROVEN

- Perfect for the most demanding high viscosity, protective coatings, including epoxy intumescent coatings and fiber filled materials

PATENTED NEEDLE DESIGN

- Factory-set needle—no adjustment ever
- Heavy-duty design for maximum performance and long life

ERGONOMIC DESIGN

- Form-fitting handle provides maximum control and comfort while spraying
- Optimized trigger and lightweight design allows effortless, all-day spraying

XHF AIRLESS SPRAY GUN 7250 PSI (500 BAR)


PART #	DESCRIPTION
262854	XHF Gun, includes XHD 429 Tip
26C793	XHF Gun, Top Feed, includes XHD 429 Tip
273260	Repair Kit (XHF Gun)

AUTOMATIC AIRLESS GUNS

Control your spray applicator with a pneumatic air signal — perfect for use with a robotic arm or assembly line.

COMPACT DESIGN

- Easily mounted to any fixture or robotic arm
- Compact and lightweight to help increase production speed with low cost of ownership
- Optimized for use with protective coating materials up to 7250 psi (500 bar)



AUTOMATIC AIRLESS GUNS

PART #	DESCRIPTION
26C624	AL-5 gun, for high-pressure protective coatings materials, 5000 psi (350 bar)
26C625	AL-7 gun, for high-pressure protective coatings materials, 7250 psi (500 bar)

AUTOMATIC AIRLESS MANIFOLD ACCESSORIES

PART #	DESCRIPTION
241161	NPT Fittings, 5000 psi (350 bar)
241162	JIC Fittings, 5000 psi (350 bar)
26C622	NPT Fittings, 7250 psi (500 bar)
244930	High Flow Ambient or Temperature Conditioned Manifold for streaming or spraying, 5000 psi (350 bar)

GUN AND HOSE KITS

PART #	DESCRIPTION
26C962	XTR520, (2) XHD519 SwitchTips, hose and whip hose
26C963	XTR720, (2) XHD519 SwitchTips, hose and whip hose
273142	XTR520, (1) XHD317 & (1) XHD319 SwitchTips, hose and whip hose
273143	XTR720, (1) XHD317 & (1) XHD319 SwitchTips, hose and whip hose
19D624	Silver Plus, 50' hose bundle, whip hose, XHD417 SwitchTip
19D625	Silver Plus HP, 50' hose bundle, whip hose, XHD417 SwitchTip
19D646	Silver Plus, 150' hose bundle, whip hose, XHD417 SwitchTip
19D647	Silver Plus HP, 150' hose bundle, whip hose, XHD417 SwitchTip

HIGH PRESSURE FITTINGS KIT

PART #	DESCRIPTION
25A212	High Pressure Fittings Kit



HEAVY-DUTY EXTENSIONS

- Attach to any airless spray gun or in-line valve
- Tough, lightweight aluminum poles
- Ideal for high pressure spraying



PART #	DESCRIPTION
246294	10 in (254 mm) Gun Extension, 7250 psi (500 bar, 50 MPa)
246295	15 in (380 mm) Gun Extension, 7250 psi (500 bar, 50 MPa)
246296	18 in (457 mm) Gun Extension, 7250 psi (500 bar, 50 MPa)

HEAVY-DUTY 18" JETROLLER™

- Combines the speed of spray with the simplicity of rolling
- Fits 9-18" standard roller covers
- Coverts to a 42" spray wand - just remove the roller head!
- For use with 7/8 in (22 mm) thread guns or fittings



PART #	DESCRIPTION	LENGTH
17U148	Heavy-Duty Extension with Handle 7250 psi 500 bar	42in (107cm)
25D229	Heavy-Duty Extension with Handle and 18 in JetRoller 7250 psi 500 bar	42in (107cm)

180° SPRAY NOZZLE

PART #	DESCRIPTION
246297	180° Spray Nozzle, 7/8-14 UNC-2B, 7250 psi (500 bar, 50 MPa)



Fully adjustable handle for ultimate comfort

RAC XHD TIPS AND GUARDS

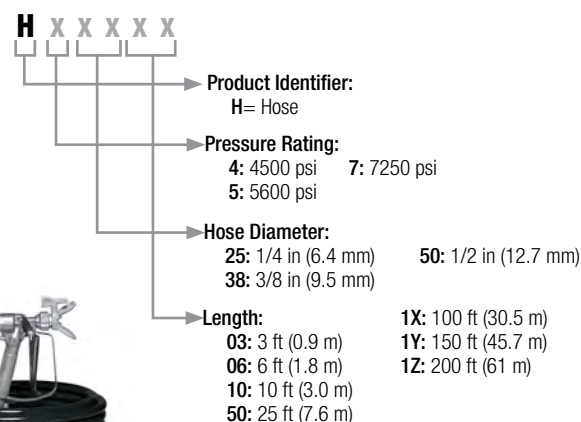
PART #	DESCRIPTION
XHDxxx	XHD SwitchTips, Gray (Odd #); Maximum Working Pressure: 7250 psi (500 bar, 50.0 MPa)
XHD001	XHD RAC Guard; Maximum Working Pressure: 7250 psi (500 bar, 50.0 MPa)
XHD010	Seal and Seal Kit (5-pack)

RAC XHD SWITCHTIPS (XHDXXX)

		ORIFICE SIZE																					
IN	MM	.007	.009	.011	.013	.015	.017	.019	.021	.023	.025	.027	.029	.031	.033	.035	.037	.039	.041	.043	.045	.047	.049
2-4	(51-102)	107	109	111	113	115	117	119	121														
4-6	(102-152)		209	211	213	215	217	219	221		225	227	229	231		235		239					
6-8	(152-203)	307	309	311	313	315	317	319	321	323	325	327	329	331	333	335	337	339	341	343	345	347	
8-10	(203-254)		409	411	413	415	417	419	421	423	425	427	429	431	433	435	437	439	441	443	445	447	449
10-12	(254-305)		509	511	513	515	517	519	521	523	525	527	529	531	533	535	537	539	541	543	545	547	549
12-14	(305-356)		609	611	613	615	617	619	621	623	625	627	629	631	633	635	637	639	641	643	645	647	649
14-16	(356-406)			711	713	715	717	719	721	723	725	727	729	731	733	735	737	739	741	743	745	747	749
16-18	(406-457)				813	815	817	819	821	823	825	827	829	831	833	835	837	839	841	843		847	
18-20	(457-508)									923		927		931	933	935	937	939					
FLOW RATE (GPM)		.05	.09	.12	.18	.24	.31	.38	.47	.57	.67	.77	.90	1.03	1.17	1.31	1.47	1.63	1.8	1.98	2.17	2.37	2.58
FLOW RATE (LPM)		.20	.33	.49	.69	.91	1.17	1.47	1.79	2.15	2.54	2.96	3.42	3.90	4.42	4.98	5.56	6.18	6.83	7.51	8.23	8.98	9.76

		ORIFICE SIZE												
IN	MM	.051	.053	.055	.057	.059	.061	.063	.065	.067	.069	.071	.075	.081
2-4	(51-102)													
4-6	(102-152)													
6-8	(152-203)	351		355										
8-10	(203-254)	451		455		459	461	463	465	467		471	475	481
10-12	(254-305)	551	553	555	557		561		565	567		571	575	
12-14	(305-356)	651		655	657	659	661	663	665	667	669	671	675	
14-16	(356-406)	751	753	755			761			767		771		
16-18	(406-457)	851		855			861	863		867				
18-20	(457-508)													
FLOW RATE (GPM)		2.79	3.05	3.25	3.49	3.74	4.0	4.26	4.53	4.82	5.11	5.41	6.04	7.04
FLOW RATE (LPM)		10.57	11.41	12.29	13.20	14.14	15.12	16.13	17.17	18.24	19.34	20.48	22.85	26.66

XTREME-DUTY HIGH PRESSURE HOSE



Example:
H53850 is a 5600 psi,
3/8 in, 50 ft hose

CHOOSE THE RIGHT HOSE FOR THE JOB

PART #	DESCRIPTION
Working Pressure	4500 psi (310 bar), 5600 psi (386 bar), or 7250 psi (500 bar)
Temperature Rating (all sizes)	-40° to 180°F (-40° to 82°C)
Chemical Resistance	Hose cover resistant to a wide variety of solvents, acids, and bases
Weather Resistance	Hose cover has outstanding resistance to oxygen, ozone, sunlight, and general weather conditions
Electrical Properties	Conductive hose

3/4 IN XTREME-DUTY HIGH PRESSURE HOSE

PART #	DESCRIPTION
H77550	3/4 in x 50 ft (6.4 mm x 15 m) FBE Xtreme-Duty High Pressure Hose; Maximum Working Pressure: 7250 psi (500 bar)

ELBOW FITTING



PART #	DESCRIPTION
100840	7500 psi (517 bar) 1/4 npt (m) x 1/4 npt (f), Street 90
164259	7250 psi (500 bar) 3/8 npt (m) x 1/4 npt (f), Street 90
155699	7250 psi (500 bar) 3/8 npt (m) x 3/8 npt (f), Street 90
166999	7250 psi (500 bar) 1/2 npt (m) x 1/4 npt (f), Street 90
158683	7250 psi (500 bar) 1/2 npt (m) x 1/2 npt (f), Street 90
15M987	7250 psi (500 bar) 1/2 npt (m) x 1/2 npt (f), Street 60
166590	7250 psi (500 bar) 3/4 npt (m) x 3/4 npt (f), Street 90

NIPPLE



PART #	DESCRIPTION
503086	5000 psi (345 bar) 1 npt (m) x 1/2 npt (m), 2-1/8" Reducing, Hex SST
15R232	6600 psi (455 bar) 3/4 npt (m) x 1/2 npt (m), 2" Reducing, Hex SST
171439	6000 psi (455 bar) 1 npt (m) x 3/4 npt (m), 2" Reducing, Hex SST
166606	7000 psi (483 bar) 3/4 npt (m) x 3/8 npt (m), 4-1/2" Reducing, Hex
166846	7250 psi (500 bar) 1/4 npt (m) x 1/4 npsm (m), 1-3/16" Reducing, Hex SST
164672	7250 psi (500 bar) 3/8 npt (m) x 1/4 npsm (m), 2-3/4" Reducing, Hex
156849	7250 psi (500 bar) 3/8 npt (m) x 3/8 npt (m), 1-1/2" Reducing, Hex
160790	7250 psi (500 bar) 3/8 npt (m) x 3/8 npt (m), 3-5/8" Reducing, Hex
158979	7250 psi (500 bar) 1/2 npt (m) x 3/8 npt (m), 2-3/4" Reducing, Hex
156877	7250 psi (500 bar) 1/2 npt (m) x 1/2 npt (m), 2-1/2" Reducing, Hex
157129	7250 psi (500 bar) 3/4 npt (m) x 3/8 npt (m), 3-1/4" Reducing, Hex
16R883	7250 psi (500 bar) 3/4 npt (m) x 1/2 npt (m), 2" Reducing, Hex SST
17J816	7250 psi (500 bar) 3/4 npt (m) x 3/4 npt (m), 2-1/2" Reducing, Hex SST
160032	7250 psi (500 bar) 3/4 npt (m) x 3/4 npt (m), 1-7/8" Reducing, Hex
175013	7250 psi (500 bar) 3/4 npt (m) x 3/4 npt (m), 2-1/2" Reducing, Hex
162449	7400 psi (510 bar) 1/2 npt (m) x 1/4 npt (m), 1-5/8" Reducing, Hex
159239	7400 psi (510 bar) 1/2 npt (m) x 3/8 npt (m), 1-5/8" Reducing, Hex
158491	7400 psi (510 bar) 1/2 npt (m) x 1/2 npt (m), 1-5/8" Reducing, Hex
162453	7500 psi (514 bar) 1/4 npt (m) x 1/4 npsm (m), 1-1/5" Reducing, Hex
156971	7500 psi (514 bar) 1/4 npt (m) x 1/4 npt (m), 1-3/8" Reducing, Hex
196181	7500 psi (514 bar) 1/4 npt (m) x 1/4 npsm (m), 1-1/5" Reducing, Hex Nickle
164856	8000 psi (552 bar) 3/8 npt (m) x 1/4 npsm (m), 1-5/8" Reducing, Hex
192593	8000 psi (552 bar) 3/4 npt (m) x 1/2 npsm (m), 2-3/4" Reducing, Hex SST

UNIONS



PART #	DESCRIPTION
114339	5000 psi (345 bar), 1/4 npt (m) x 1/4 npsm (f), SST
156172	5000 psi (345 bar), 3/4 npt (f) x 3/4 npt (f)
113344	5500 psi (380 bar), 3/4 npt (f) x 1/2 npt (m)
155653	6000 psi (455 bar), 1/2 npt (f) x 1/4 npt (f)
207152	7250 psi (500 bar), 3/8 npt (f) x 3/8 npsm (f)
155864	7250 psi (500 bar), 1/2 npt (m) x 1/2 npsm (f)
155865	7250 psi (500 bar), 1/2 npt (f) x 1/2 npsm (f)
156173	7400 psi (510 bar), 3/8 npt (f) x 3/8 npsm (f)
159153	7500 psi (514 bar), 3/8 npt (f) x 1/4 npt (f)
157705	7500 psi (514 bar), 3/8 npsm (f) x 1/4 npt (m)
155665	7500 psi (514 bar), 3/8 npt (f) x 3/8 npsm (f)
235208	7500 psi (514 bar), 3/8 npt (f) x 3/8 npsm (f), SST
162505	7500 psi (514 bar), 1/2 npsm (f) x 3/8 npt (m),
158256	7500 psi (514 bar), 1/2 npt (m) x 3/8 npsm (f),
155570	10000 psi (690 bar), 1/4 npt (f) x 1/4 npsm (f)
156823	10000 psi (690 bar), 1/4 npt (m) x 1/4 npsm (f)

TEE FITTING



PART #	DESCRIPTION
16U937	6000 psi (455 bar) 1 in npt(m), 3/4 in npt (f), 3/8 in npt (f)
15R875	7250 psi (500 bar) 1/4 in npt(m), 1/4 in npt (f), 1/4 in npt (f)
15R874	7250 psi (500 bar) 3/8 in npt(m), 3/8 in npt (f), 3/8 in npt (f)
15R873	7250 psi (500 bar) 1/2 in npt(m), 1/2 in npt (f), 1/2 in npt (f)
17B815	7250 psi (500 bar) 3/4 in npt(m), 3/4 in npt (m), 3/8 in npt (f)

REDUCING BUSHINGS

PART #	DESCRIPTION
158586	6000 psi (455 bar) 1 npt (m) x 3/4 npt (f)
159841	7250 psi (500 bar) 3/8 npt (m) x 1/4 npt (f)
100206	7250 psi (500 bar) 1/2 npt (m) x 1/4 npt (f)
121433	7250 psi (500 bar) 1/2 npt (m) x 3/8 npt (f)
16T315	7250 psi (500 bar) 3/4 npt (m) x 1/2 npt (f)
15R067	7250 psi (500 bar) 1 npt (m) x 1/2 npt (f)
171439	7250 psi (500 bar) 1npt (m) x 3/4 npt (f)

COUPLING

PART #	DESCRIPTION
113093	7250 psi (500 bar) 1/4 npt (f) x 1/4 npt (f)
162024	7250 psi (500 bar) 3/8 npt (f) x 3/8 npt (f)
158581	7250 psi (500 bar) 1/2 npt (f) x 1/2 npt (f)

COUPLING ADAPTER

PART #	DESCRIPTION
113093	7250 psi (500 bar) 3/8 npt (m) x 3/8 npt (f). Used for static Mixer 15E592
162024	7250 psi (500 bar) 3/8 npt (f) x 3/8 npsm (m)
158581	7250 psi (500 bar) 3/8 npt (f) x 1/4 npt (m)

PLUG


PART #	DESCRIPTION
100721	7250 psi (500 bar) 1/4 npt, hex, socket, short
101754	7250 psi (500 bar) 3/8 npt, hex, socket, short
100361	7250 psi (500 bar) 1/2 npt, hex, socket, short

BALL VALVES



PART #	DESCRIPTION
102646	5000 psi (345 bar), 1/4 npt (m) x 1/4 npsm (f), SST
102644	5000 psi (345 bar), 3/4 npt (f) x 3/4 npt (f)
218901	5500 psi (380 bar), 3/4 npt (f) x 1/2 npt (m)
239018	6000 psi (455 bar), 1/2 npt (f) x 1/4 npt (f)
248271	7250 psi (500 bar), 3/8 npt (f) x 3/8 npsm (f)
214037	7250 psi (500 bar), 1/2 npt (m) x 1/2 npsm (f)
210657	7250 psi (500 bar), 1/2 npt (f) x 1/2 npsm (f)
238635	7400 psi (510 bar), 3/8 npt (f) x 3/8 npsm (f)
210659	7500 psi (514 bar), 3/8 npt (f) x 1/4 npt (f)
235992	7500 psi (514 bar), 3/8 npsm (f) x 1/4 npt (m)
210658	7500 psi (514 bar), 3/8 npt (f) x 3/8 npsm (f)
262739	7500 psi (514 bar), 3/8 npt (f) x 3/8 npsm (f), SST
262740	7500 psi (514 bar), 1/2 npsm (f) x 3/8 npt (m),
237303	7500 psi (514 bar), 1/2 npt (m) x 3/8 npsm (f),
237304	10000 psi (690 bar), 1/4 npt (f) x 1/4 npsm (f)

XTREME LOWERS



Example:
L180C2 1 is a 180cc Pump with built in filter and UHMWPE/Leather packings and standard rod/cylinder

- Filter, Rupture Disk, Packings:**
- 1: UHMWPE/Leather, No Filter
 - 2: UHMWPE/Leather, Integral Filter
 - 3: PTFE Packings, No Filter
 - 4: PTFE Packings, Integral Filter
 - 5: UHMWPE/Leather, Integral Filter w/Rupture Disk for King E-Series
 - 6: UHMWPE/Leather No Filter w/Rupture Disk for King E-Series

ENDURANCE LOWER

Used in Contractor King Sprayers. Uses standard Xtreme packing kits shown below.

PART #	DESCRIPTION
19D951	180cc 70:1 Contractor King Lower
19D952	220cc 60:1 Contractor King Lower
19D954	290cc 45:1 Contractor King Lower

430CC DURA-FLO® LOWER

Used in with the K47xxx King Sprayers

PART #	DESCRIPTION
24W644	430cc Dura-Flow lower XL45-430 sprayers

PUMP REPAIR KITS

REPAIR KITS

UHMWPE/Leather packings. Ideal for abrasive applications. These are the standard in King sprayers.

PART #	DESCRIPTION
25D232	85cc Xtreme Pump Lower Repair Kit
25D233	115cc Xtreme Pump Lower Repair Kit, Series G and older
273267	115cc Xtreme Pump Lower Repair Kit, Series H and Newer
25D234	145cc Xtreme Pump Lower Repair Kit
25D235	180cc Xtreme and Endurance Pump Lower Repair Kit
25D236	220cc Xtreme and Endurance Pump Lower Repair Kit
25D237	250cc Xtreme Pump Lower Repair Kit
25D238	290cc Xtreme and Endurance Pump Lower Repair Kit
222848	430cc Dura-Flo Pump Lower Repair Kit

PTFE packings. Ideal for chemical resistance and higher temps.

PART #	DESCRIPTION
25D242	85cc Xtreme Pump Lower Repair Kit
25D243	115cc Xtreme Pump Lower Repair Kit, Series G and older
273268	115cc Xtreme Pump Lower Repair Kit, Series H and Newer
25D244	145cc Xtreme Pump Lower Repair Kit
25D245	180cc Xtreme and Endurance Pump Lower Repair Kit
25D246	220cc Xtreme and Endurance Pump Lower Repair Kit
25D247	250cc Xtreme Pump Lower Repair Kit
25D248	290cc Xtreme and Endurance Pump Lower Repair Kit
222998	430cc Dura-Flo Pump Lower Repair Kit

XTREME PACKING WRENCH

PART #	DESCRIPTION
16F615	Xtreme Lower Packing Wrench



UHMWPE/PTFE packings. Ideal for chemical resistance and durability in applications below 140°F (60°C).

PART #	DESCRIPTION
25D254	85cc Xtreme Pump Lower Repair Kit
25D255	115cc Xtreme Pump Lower Repair Kit, Series G and older
273269	115cc Xtreme Pump Lower Repair Kit, Series H and Newer
25D256	145cc Xtreme Pump Lower Repair Kit
25D257	180cc Xtreme and Endurance Pump Lower Repair Kit
25D258	220cc Xtreme and Endurance Pump Lower Repair Kit
25D259	250cc Xtreme Pump Lower Repair Kit
25D260	290cc Xtreme and Endurance Pump Lower Repair Kit
222845	430cc Dura-Flo Pump Lower Repair Kit

CERAMIC BALLS

XTREME LOWER	CERAMIC PISTON BALL	CERAMIC INLET BALL
115*	111453	119264
145	111453	119264
180	111453	119264
220	118602	131271
290	117321	131271

*115 cc Series H and Newer.

INLET BALL SPRING KITS

Use to improve change over rates in longer ball travel model. See manual 406527 NOTE: All XP Xtreme pumps include inlet springs

KIT	LOWER MODELS
245190	115cc*, 145CC, 180cc sizes
245191	220cc, 250cc, 290cc sizes

*115 cc Series H and Newer.

SUCTION SETS

PART #	DESCRIPTION
25D515	5 gal (20 L) suction set for King Sprayers
20A584	55 gal (200 L) Suction set for King Sprayers
20F044	5 gal (20 L) suction set with 6' hose for King Sprayers
24T757	K47xxx sprayer Dura-Flo 430cc 5 gal (20L) suction set
288687	55 gal (200 L) suction set for Legacy Xtreme Sprayers
245176	5 gal (20 L) suction set for Legacy Xtreme sprayers
181072	Double Wall inlet strainer
238588	Zinc Circulation Kit for Xtreme Lowers

HOPPERS AND FEED PUMPS*

*Feed pump kits For 55 gal (200 L) drums

PART #	DESCRIPTION
24X570	Hopper, 10 gal (38 L) SST, for King and E-King
25B619	Hopper, 10 gal (38 L), SST, mounting hardware, for Contractor King
24Z834	T3 CS feed pump kit, with air regulator
256276	Monark 5:1 feed pump kit, with air & fluid connections
256255	Monark 5:1 feed pump and Twistork agitator kit, with air & fluid connections
256433	President 10:1 feed pump kit, with air & fluid connections
217382	3/4" x 10' fluid hose, with 3/4" (m) fittings
249024	1" inlet "Y" strainer w/ball valve
248970	3/4" inlet "Y" strainer w/ball valve

AGITATORS

PART #	DESCRIPTION
256274	Twistork (Carbon Steel) drum length agitator kit w/air connections
235534	Twistork (Stainless Steel) drum length agitator kit w/air connections
243340	5 gal pail agitator kit with lid and mounting hardware
25A598	Xtreme Duty Agitator, Bare
25A599	Xtreme Duty Agitator on drum cover with handles
25A600	Xtreme Duty Agitator on drum cover with elevator
25A601	Xtreme Duty Agitator on drum cover with elevator and 5:1 Monark
25A602	Xtreme Duty Agitator on drum cover with elevator and 5:1 Monark SST
25A603	Xtreme Duty Agitator on drum cover with elevator and 10:1 President
25A604	Xtreme Duty Agitator on drum cover with elevator and 10:1 President SST
26C729	Expanding Blade Agitator

DATATRAK

PART #	DESCRIPTION
24X550	DataTrak kit for XL 3400/6500/10000 motors , no runaway solenoid
24X552	DataTrak kit for XL 3400/6500/10000 motors , with runaway solenoid



THROAT SEAL LIQUID (TSL)

PART #	DESCRIPTION
206994	Throat Seal Liquid, 8 oz bottle
206995	Throat Seal Liquid, 1 quart bottle
206996	Throat Seal Liquid, 1 gallon bottle



AIR REGULATORS

PART #	DESCRIPTION
19D968	Air Regulator w/filter for Contractor King
19D955	Air Regulator w/filter and lubricator for Contractor King
244841	Air Lubricator kit for King cart models.
288527	Air-Assisted Airless Regulator Kit for King Sprayers
116635	Air filter element
202659	Air motor lubricator oil

FLUID FILTERS

PART #	DESCRIPTION
16V583	External Paint Outlet Filter Kit
19D955	Poly Filter Support for integral and external filters
244841	Carbon Steel Filter Support for integral and external filters
224458	30 Mesh filter element - 2 Pack
224459	60 Mesh filter element - 2 Pack
224468	100 Mesh filter element - 2 Pack
16G819	Xtreme Filter Cap Wrench

HEATERS

PART #	DESCRIPTION
245848	Viscon HP Haz-Loc 120 VAC, 2300 watts, 19.2 amps
245862	Viscon HP Haz-Loc 200 VAC, 4000 watts, 20.0 amps
245863	Viscon HP Haz-Loc 240 VAC, 4000 watts, 16.7 amps
246254	Viscon HP Haz-Loc 400 VAC, 4000 watts, 10.5 amps
245864	Viscon HP Haz-Loc 480 VAC, 4000 watts, 8.3 amps
245867	Viscon HP Non-Hazardous 120 VAC, 2300 watts, 19.2 amps
245868	Viscon HP Non-Hazardous 200 VAC, 4000 watts, 20.0 amps
245869	Viscon HP Non-Hazardous 240 VAC, 4000 watts, 16.7 amps
246276	Viscon HP Non-Hazardous 400 VAC, 4000 watts, 10.5 amps
245870	Viscon HP Non-Hazardous 480 VAC, 4000 watts, 8.3 amps
24W248	Viscon HF Haz-Loc 240 VAC, 5400 watts, 22.5 amps
26C476	Viscon HF Haz-Loc 480 VAC, 5400 watts, 11.3 amps
24P016	Viscon HF Non-Hazardous 240 VAC, 5400 watts, 22.5 amps
26C475	Viscon HF Non-Hazardous 480 VAC, 5400 watts, 11.3 amps

HEATER MOUNTING KIT

PART #	DESCRIPTION
17V573	Heater Mounting Kit for King and E-King
18F785	Heater Mounting Kit for Contractor King

HAZ-LOC POWER CABLES

PART #	DESCRIPTION
24Z267	Cable assembly, with 1 gland 8m*
24Z268	Cable assembly, with 1 gland 15m*
24Z269	Cable assembly, with 1 gland 30m*
24Z271	Cable assembly, with 2 glands 8m*
24Z272	Cable assembly, with 2 glands 15m*
24Z273	Cable assembly, with 2 glands 30m*
121171	Cable insert for non-hazardous locations only, no cable



		CONTRACTOR KING 45:1	CONTRACTOR KING 60:1	CONTRACTOR KING 70:1
MODEL	Part Number	279005 Contractor King 45:1 (bare) 279006 Contractor King 45:1 (complete) 279007 Contractor King 45:1 (big 150)	279010 Contractor King 60:1 (bare) 279011 Contractor King 60:1 (complete) 279012 Contractor King 60:1 (big 150)	279013 Contractor King 70:1 (bare) 279014 Contractor King 70:1 (complete) 279022 Contractor King 70:1 (big 150)
	TECHNICAL SPECIFICATIONS			
TECHNICAL SPECIFICATIONS	Air Motor	XL 6500cc	XL 6500cc	XL 6500cc
	Pump Displacement	290cc	220cc	180cc
	Pump Type	Endurance	Endurance	Endurance
	Packing	UHMWPE/Leather	UHMWPE/Leather	UHMWPE/Leather
	Maximum Input Air Pressure Line	100 psi (7 bar)	100 psi (7 bar)	100 psi (7 bar)
	Max Working Pressure	4500 psi (310 bar)	6000 psi (414 bar)	7250 psi (500 bar)
	Max Flow Rate @ 60 Cycles/min	4.6 gpm (17.4 lpm)	3.4 gpm (12.9 lpm)	2.9 gpm (11 lpm)
Compressor	User-supplied air compressor required. Minimum compressor rating of 50 dfm at 100 psi per 1 gpm sprayed	User-supplied air compressor required. Minimum compressor rating of 60 dfm at 100 psi per 1 gpm sprayed	User-supplied air compressor required. Minimum compressor rating of 70 dfm at 100 psi per 1 gpm sprayed	
Weight	145 lb	140 lb	135 lb	
COMPLETE PACKAGES INCLUDED	Gun	Silver Plus	Silver Plus HP	Silver Plus HP
	Tip	XHD519	XHD519	XHD519
	Hoses	Xtreme Duty 4500 psi 3/8 in hose, 1/4 in whip	Xtreme Duty 7250 psi 3/8 in hose, 1/4 in whip	Xtreme Duty 7250 psi 3/8 in hose, 1/4 in whip
MANUAL	Sprayer Manual	3A9121	3A9121	3A9121
	Materials Sprayed	Primers, polyurethane top coats, Zinc coatings, Glass filled epoxies	High Solids, Mastics, Epoxies, Coal Tar, Silicone	High Solids, Mastics, Epoxies, Coal Tar, Silicone

		KING XL30-220	KING XL40-180
MODEL	Part Number	K30FH0 XL30 Heavy Duty Cart (bare) K30FW0 XL30 Wall Mount (bare) K30FH1 XL30 Heavy Duty Cart (complete) K30FW1 XL30 Wall Mount (complete)	K40FH0 XL40 Heavy Duty Cart (bare) K40FW0 XL40 Wall Mount (bare) K40FH1 XL40 Heavy Duty Cart (complete) K40FW1 XL40 Wall Mount (complete)
	TECHNICAL SPECIFICATIONS		
TECHNICAL SPECIFICATIONS	Air Motor	XL 3400cc	XL 3400cc
	Pump Displacement	220cc	180cc
	Pump Type	Xtreme	Xtreme
	Packing	UHMWPE/Leather	UHMWPE/Leather
	Max input Air Pressure	100 psi (7 bar)	100 psi (7 bar)
	Max Working Pressure	3150 psi (217 bar)	3800 psi (262 bar)
	Max Flow Rate @ 60 Cycles/min	3.4 gpm (12.9 lpm)	2.9 gpm (11 lpm)
Compressor	User-supplied air compressor required. Minimum compressor rating of 40 dfm at 100 psi per 1 gpm sprayed	User-supplied air compressor required. Minimum compressor rating of 45 dfm at 100 psi per 1 gpm sprayed	
COMPLETE PACKAGES INCLUDED	Gun	XTR5+	XTR5+
	Tip	XHD519	XHD519
	Hoses	Xtreme Duty 4500 psi 3/8 in hose, 1/4 in whip	Xtreme Duty 4500 psi 3/8 in hose, 1/4 in whip
MANUAL	Sprayer Manual	3A5422	3A5422
	Materials Sprayed	Primers, polyurethane top coats, Zinc coatings, Glass filled epoxies	Primers, polyurethane top coats, Zinc coatings, Glass filled epoxies

AIR-ASSISTED AIRLESS XL3400 PACKAGES:

PART #	MODEL	INCLUDES
287975	King XL30-220 Air-assisted Airless spray package*	Package includes atomization air regulator, 1/4 in. x 50 ft. (15m) spray line, 1/4 in. x 50 ft. airline, G40 spray gun with LTX_ _ _ tip of choice
287976	King XL40-180 Air-assisted Airless spray package*	Package includes atomization air regulator, 1/4 in. x 50 ft. (15m) spray line, 1/4 in. x 50 ft. airline, G40 spray gun with LTX_ _ _ tip of choice



		KING XL45-290	KING XL60-220	KING XL70-180	KING XL90-145
MODEL	Part Number	K45FH0 XL45 Heavy Duty Cart (bare) K45NH0 XL45 Heavy Duty Cart No Filter (bare) K45FLO XL45 Light Weight Cart (bare) K45FW0 XL45 Wall Mount (bare) K45FH1 XL45 Heavy Duty Cart (Complete) K45NH1 XL45 Heavy Duty Cart No Filter (complete) K45FW1 XL45 Wall Mount (complete) K45MH2 XL45 Heavy Duty Cart Max Life (complete)	K60FH0 XL60 Heavy Duty Cart (bare) K60NH0 XL60 Heavy Duty Cart No Filter (bare) K60FLO XL60 Lightweight Cart (bare) K60FW0 XL60 Wall Mount (bare) K60FH1 XL60 Heavy Duty Cart (complete) K60NH1 XL60 Heavy Duty Cart No Filter (complete) K60FL1 XL60 Lightweight Cart (complete) K60FW1 XL60 Wall Mount (complete)	K70FH0 XL70 Heavy Duty Cart (bare) K70NH0 XL70 Heavy Duty Cart No Filter (bare) K70FLO XL70 Lightweight Cart (bare) K70FW0 XL70 Wall Mount (bare) K70FH1 XL70 Heavy Duty Cart (complete) K70NH1 XL70 Heavy Duty Cart No Filter (complete) K70FL1 XL70 Lightweight Cart (complete) K70FW1 XL70 Wall Mount (complete) K70MH2 XL70 Heavy Duty Cart Max Life (complete)	K90FH0 XL90 Heavy Duty Cart (bare) K90FH1 XL90 Heavy Duty Cart (complete)
	TECHNICAL SPECIFICATIONS	Air Motor: XL 6500cc Pump Displacement: 290cc Pump Type: Xtreme Packing: UHMWPE/Leather Maximum Input Air Pressure Line: 100 psi (7 bar) Max Working Pressure: 4500 psi (310 bar) Max Flow Rate @ 60 Cycles/min: 4.6 gpm (17.4 lpm) Compressor: User-supplied air compressor required. Minimum compressor rating of 50 cfm at 100 psi per 1 gpm sprayed	Air Motor: XL 6500cc Pump Displacement: 220cc Pump Type: Xtreme Packing: UHMWPE/Leather Maximum Input Air Pressure Line: 100 psi (7 bar) Max Working Pressure: 6000 psi (414 bar) Max Flow Rate @ 60 Cycles/min: 3.4 gpm (12.9 lpm) Compressor: User-supplied air compressor required. Minimum compressor rating of 60 cfm at 100 psi per 1 gpm sprayed	Air Motor: XL 6500cc Pump Displacement: 180cc Pump Type: Xtreme Packing: UHMWPE/Leather Maximum Input Air Pressure Line: 100 psi (7 bar) Max Working Pressure: 7250 psi (500 bar) Max Flow Rate @ 60 Cycles/min: 2.9 gpm (11 lpm) Compressor: User-supplied air compressor required. Minimum compressor rating of 70 cfm at 100 psi per 1 gpm sprayed	Air Motor: XL 6500cc Pump Displacement: 145cc Pump Type: Xtreme Packing: UHMWPE/Leather Maximum Input Air Pressure Line: 80 psi (5.5 bar) Max Working Pressure: 7250 psi (500 bar) Max Flow Rate @ 60 Cycles/min: 2.3 gpm (8.7 lpm) Compressor: User-supplied air compressor required. Minimum compressor rating of 75 cfm at 80 psi per 1 gpm sprayed
COMPLETE PACKAGES INCLUDE	Gun	XTR5+	XTR7+	XTR7+	XTR7+
	Tip	XHD519	XHD519	XHD519	XHD519
MANUAL	Hoses	Xtreme Duty 4500 psi 3/8 in hose, 1/4 in whip	Xtreme Duty 7250 psi 3/8 in hose, 1/4 in whip	Xtreme Duty 7250 psi 3/8 in hose, 1/4 in whip	Xtreme Duty 7250 psi 3/8 in hose, 1/4 in whip
	Sprayer Manual	3A5422	3A5422	3A5422	3A5422
MANUAL	Materials Sprayed	Primers, Polyurethane top coats, Zinc coatings, thin coatings	Primers, Polyurethane top coats,, Glass filled Epoxies	High Solids, Mastics, Epoxies, Coal Tar	High Solids, Mastics, Epoxies, Coal Tar

KING HEAVY FLUID PACKAGES

PART #	MODEL	INCLUDES
26C891	King XL70-180 Heavy-fluid 2 gun spray package	XHF™ Gun, 1/2 in x 50 ft Hoses, 3/8 in x 6 ft Whip Hoses, XHD429 Spray Tips, 10 gal SST Hopper
26C349	King XL70-180 Heavy-fluid Big 250 package	XHF Gun, 3/4 in x 200 ft Hose, 1/2 in x 50 ft Hose, Whip Hose, XHD531 Spray Tips, 10 gal SST Hopper



		KING XL45-430	KING XL70-290	KING XL80-250
MODEL	Part Number	K47FH0 XL45 Heavy Duty Cart (bare) K47FH1 XL45 Heavy Duty Cart (complete)	K71FH0 XL70 Heavy Duty Cart (bare) K71NH0 XL70 Heavy Duty Cart No Filter (bare) K71FH1 XL70 Heavy Duty Cart (complete) K71NH1 XL70 Heavy Duty Cart No Filter (complete)	K82FH0 XL80 Heavy Duty Cart (bare) K82FH1 XL80 Heavy Duty Cart (complete)
	TECHNICAL SPECIFICATIONS	Air Motor: XL 10000cc Pump Displacement: 430cc Pump Type: Dura Flo Packing: UHMWPE/Leather Maximum Input Air Pressure Line: 100 psi (7 bar) Max Working Pressure: 4500 psi (310 bar) Max Flow Rate @ 60 Cycles/min: 6.7 gpm (25.4 lpm) Compressor: User-supplied air compressor required. Minimum compressor rating of 50 cfm at 100 psi per 1 gpm sprayed	Air Motor: XL 10000cc Pump Displacement: 290cc Pump Type: Xtreme Packing: HMWPE/Leather Maximum Input Air Pressure Line: 100 psi (7 bar) Max Working Pressure: 7250 psi (500 bar) Max Flow Rate @ 60 Cycles/min: 4.6 gpm (17.4 lpm) Compressor: User-supplied air compressor required. Minimum compressor rating of 75 cfm at 100 psi per 1 gpm sprayed	Air Motor: XL 10000cc Pump Displacement: 250cc Pump Type: Xtreme Packing: UHMWPE/Leather Maximum Input Air Pressure Line: 90 psi (7 bar) Max Working Pressure: 7250 psi (500 bar) Max Flow Rate @ 60 Cycles/min: 4.0 gpm (15.2 lpm) Compressor: User-supplied air compressor required. Minimum compressor rating of 75 cfm at 90 psi per 1 gpm sprayed
COMPLETE PACKAGES INCLUDE	Gun	XTR5+	XTR7+	XTR7+
	Tip	XHD519	XHD519	XHD519
MANUAL	Hoses	Xtreme Duty 4500 psi 3/8 in hose, 1/4 in whip	Xtreme Duty 7250 psi 3/8 in hose, 1/4 in whip	Xtreme Duty 7250 psi 3/8 in hose, 1/4 in whip
	Sprayer Manual	334645	334645	334645
MANUAL	Materials Sprayed	Primers, polyurethane top coats, Zinc coatings, Glass filled epoxies	High Solids, Mastics, Epoxies, Coal Tar, Silicone	High Solids, Mastics, Epoxies, Coal Tar, Silicone

KING HEAVY FLUID PACKAGES

PART #	MODEL	INCLUDES
24X593	King XL70-290 Heavy-fluid spray package	XHF Gun, 3/4 in x 50 ft Hoses, 1/2 in x 25 ft Whip Hoses, XHD429 Spray Tips, 10 gal SST Hopper
24X594	King XL80-250 Heavy-fluid spray package	XHF Gun, 3/4 in x 50 ft Hoses, 1/2 in x 25 ft Whip Hoses, XHD429 Spray Tips, 10 gal SST Hopper
26C892	King XL70-290 Heavy-fluid 2 gun spray package	2 XHF Guns, 1/2 in x 50 ft Hoses, 3/8 in x 6 ft Whip Hoses, XHD431 Spray Tips, 10 gal SST Hopper
26C350	King XL70-290 Heavy-fluid Big 250 package	XHF Gun, 3/4 in x 200 ft Hoses, 1/2 in x 50 ft Hose, Whip Hose, XHD531 Spray Tips, 10 gal SST Hopper



		HAZARDOUS LOCATIONS: ATEX, IECEx, FM-US, FM-CA		NON-HAZARDOUS LOCATIONS:	
		E50	E60	E60	E70
MODEL	Part Number	273252 E50 Heavy Duty Cart, (Complete) 273253 E50 Heavy Duty Cart, (Bare) 273254 E50 Lightweight Cart, (Complete) 273255 E50 Lightweight Cart, (Bare) 273256 E50 Wall Mount, (Complete) 273257 E50 Wall Mount, (Bare)	273246 E60 Heavy Duty Cart, (Complete) 273247 E60 Heavy Duty Cart, (Bare) 273248 E60 Lightweight Cart, (Complete) 273249 E60 Lightweight Cart, (Bare) 273250 E60 Wall Mount, (Complete) 273251 E60 Wall Mount, (Bare)	273752 E60 Heavy Duty Cart, (Complete) 273753 E60 Heavy Duty Cart, (Bare) 273754 E60 Lightweight Cart, (Complete) 273755 E60 Lightweight Cart, (Bare) 273756 E60 Wall Mount, (Complete) 273757 E60 Wall Mount, (Bare)	273746 E70 Heavy Duty Cart, (Complete) 273747 E70 Heavy Duty Cart, (Bare) 273748 E70 Lightweight Cart, (Complete) 273749 E70 Lightweight Cart, (Bare) 273750 E70 Wall Mount, (Complete) 273751 E70 Wall Mount, (Bare)
			*Complete packages contain 5 Gallon Suction Set, XTR+ Spray Gun, 50 in x 3/8 ft hose, and 6 ft x 1/4 in whip hose		*Complete packages contain 5 Gallon Suction Set, XTR+ Spray Gun, 50 in x 3/8 ft hose, and 6 ft x 1/4 in whip hose
TECHNICAL SPECIFICATIONS	Pump Displacement	145cc	115cc	145cc	115cc
	Pump Type	Xtreme	Xtreme	Xtreme	Xtreme
	Packing	UHMWPE/Leather	UHMWPE/Leather	UHMWPE/Leather	UHMWPE/Leather
	Maximum Stall Pressure	4500 psi (310 bar, 31.0 MPa)	6000 psi 415 bar, 41.5 MPa)	6000 psi (415 bar, 41.5 MPa)	7250 psi (500 bar, 50.0 MPa)
	Maximum Tip Size	0.021 in (0.53 mm)	0.023 in (0.58 mm)	0.023 in (0.58 mm)	0.023 in (0.58 mm)
	Flow Rate @ Pressure	0.6 gpm (2.3 lpm) @ 4000 psi (276 bar, 27.6 MPa)	0.7 gpm (2.7 lpm) @ 5000 psi (350 bar, 35.0 MPa)	0.6 gpm (2.3 lpm) @ 4000 psi (276 bar, 27.6 MPa)	0.7 gpm (2.7 lpm) @ 5000 psi (350 bar, 35.0 MPa)
	Input Power	Single Phase 50/60Hz: - 100 - 120V (25A); or 200 - 240V (15A)		Single Phase 50/60Hz: - 100 - 120V (30A); or 200 - 240V (20A)	
	Operating Temp Range	23F to 120F (-5C to 50C)		23F to 120F (-5C to 50C)	
Sound Pressure	<80 dB (A)		<80 dB (A)		

E-KING HEAVY FLUID PACKAGES

PART #	MODEL	INCLUDES
273262	E60 Haz-Loc Package	XHF Gun, 1/2 in x 50 ft Hose, 3/8 in x 6 ft Whip Hose, 10 Gal SST Hopper
273264	E50 Haz-Loc Package	XHF Gun, 1/2 in x 50 ft Hose, 3/8 in x 6 ft Whip Hose, 10 Gal SST Hopper
273762	E70 Non Haz-Loc Package	XHF Gun, 1/2 in x 50 ft Hose, 3/8 in x 6 ft Whip Hose, 10 Gal SST Hopper
273764	E60 Non Haz-Loc Package	XHF Gun, 1/2 in x 50 ft Hose, 3/8 in x 6 ft Whip Hose, 10 Gal SST Hopper



MADE IN THE USA
WITH GLOBAL COMPONENTS



THE FOUNDATION OF GRACO QUALITY

When we say manufactured, we mean real manufacturing—it's what we do every day in our manufacturing facilities. Selected raw metals and materials arrive at our factory and we cut, machine, grind, hone, and otherwise transform the raw components into the individual parts of the sprayer.






No other spray equipment company retains total control over as many of the individual part manufacturing processes as Graco. While others outsource the manufacturing of a large number of components to third parties, and even outsource subassembly processes in some cases, Graco remains committed to doing nearly all of these activities ourselves and within our own facilities. This is how we can ensure the highest quality and consistency in both performance and life.

DESIGNED

MANUFACTURED

ASSEMBLED

SUPPORTED





SPRAY WITH CONFIDENCE

Industry-Leading Warranty Protection

Every Graco electric is backed by the industry's best warranty coverage.

WARRANTY

Graco warrants all equipment manufactured by Graco and bearing its name to be free from defects in material and workmanship on the date of sale by an authorized Graco distributor to the original purchaser for use. With the exception of any special, extended, or limited warranty published by Graco, Graco will, for a period of twelve (12) months from the date of sale, repair or replace any part of the equipment determined by Graco to be defective. This warranty applies only when the equipment is installed, operated and maintained in accordance with Graco's written recommendations.

This warranty does not cover, and Graco shall not be liable for general wear and tear, or any malfunction, damage, or wear caused by faulty installation, misapplication, abrasion, corrosion, inadequate or improper maintenance, negligence, accident, tampering, or substitution of non-Graco component parts. Nor shall Graco be liable for malfunction, damage or wear caused by the incompatibility of Graco equipment with structures, accessories, equipment or materials not supplied by Graco, or the improper design, manufacture, installation, operation or maintenance of structures, accessories, equipment or materials not supplied by Graco.



FINISH EVERY JOB, EVERY TIME

Downtime is costly. With the Endurance Advantage Program, you'll never need to worry about it again. Depending on the sprayer you purchase:

Receive up to 70% OFF the list price of an Endurance Pump

OR — Receive a FREE Repair Kit if you'd rather repack your own pump.



Every Graco purchase comes with A+ Customer Service.

Questions?
Call (844) 241-9499

For more information visit graco.com/contractor