



Intelligent Paint Kitchen

Take full control of your paint mix room

*Graco's Intelligent Paint Kitchen is a **modular, easy, and cost-effective system** for **smart monitoring and control** of your paint mix room components without the use of a PLC.*



www.graco.com/ipk

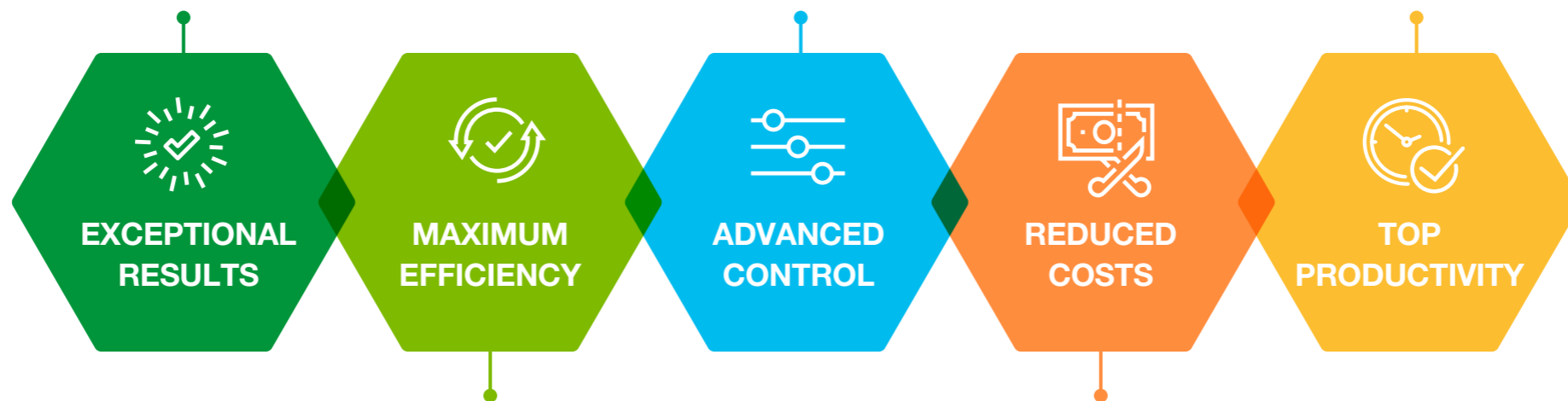
Intelligent from start to finish

Operating a paint mix room is challenging at times. Keeping the systems up and running often requires manual work. Limited control and monitoring means operators have to enter hazardous, loud, and dirty areas every time a system is down or needs adjusting. We came up with a solution to help you overcome these challenges: the Intelligent Paint Kitchen, an innovative system for monitoring and controlling your paint mix room. And above all, it's intelligent from start to finish!

Optimizes the balance and performance of your paint supply and paint circulation system(s), leading to a high quality finish.

Real-time access to key paint circulation data from inside and outside the paint mix room enables quick diagnosis of issues.

Ensures your paint circulation systems are operational at all times, informing you and adjusting when necessary.



Monitors and controls pressure, flow rates, tank levels, and agitator speeds to ensure your system is operating at peak efficiency.

An inexpensive way to take full control of your paint mix room. You save on installation, operating, programming, and paint costs.



EXCEPTIONAL RESULTS

Superior finish

Smoother pump operation, flow, and pressure control guarantee products with a superior finish.

Consistent quality

Consistent quality ensured by constant pressure due to smart sensors, monitoring, and adjustment.

Reduced paint shear

Control of paint flow and pressure reduces paint shear and keeps your paint in optimal condition.



MAXIMUM EFFICIENCY

Easy start-up and operation

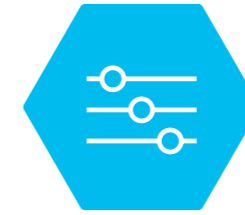
Plug-and-play hardware and ready-to-use software for easy installation, configuration, operation, and troubleshooting.

Modular and scalable design

Start with pump control and gradually add components as needed and as your budget allows, from one to multiple stations.

Less human intervention

Maintenance and human intervention are kept to a minimum. This makes your operation not only safer, but more efficient overall.



ADVANCED CONTROL

Remote monitoring

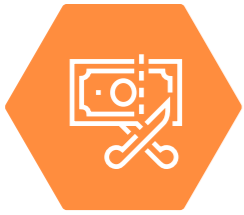
Control all the tasks and functions of your paint supply and paint circulation system from outside the hazardous area via an HMI.

With or without PLC

Can be implemented as a standalone self-controlling system or integrated with your PLC with a simple handshake.

Traceable and clear

All data can be visualized and stored, allowing you to analyze and track your complete finishing process.



REDUCED COSTS

Cost-effective

A very cost-effective way to control your paint mix room, especially compared to traditional custom-built systems.

No programming required

No need for expensive programming: Just connect all the hardware, set some parameters, and you're ready to go.

Increased competitiveness

Your investment and installation costs are much lower than a custom-built system, increasing your competitiveness.



TOP PRODUCTIVITY

Minimal downtime

The system reduces the risk of unexpected downtime, with downtime caused by maintenance kept to a minimum.

Always on and connected

The system can run on its own and will continue to collect data and adjust accordingly, even if your PLC is down.

Ready for IoT & Industry 4.0

Connected via the internet, the system is ready for Industry 4.0 and is equipped with the technology for IoT.


“

When the Intelligent Paint Kitchen controls key paint circulation parameters – like pressure, flow rates, tank levels and agitator speeds – your system can operate at peak efficiency. This consistently results in more quality, less downtime, and great cost savings.

”

What is it and how does it work?

The Intelligent Paint Kitchen is a smart set of sensors, actuators, and control modules that communicate with each other to optimize the performance of your paint supply and paint circulation system. It allows pump control, tank control, and overall (remote) control.



Tank control >

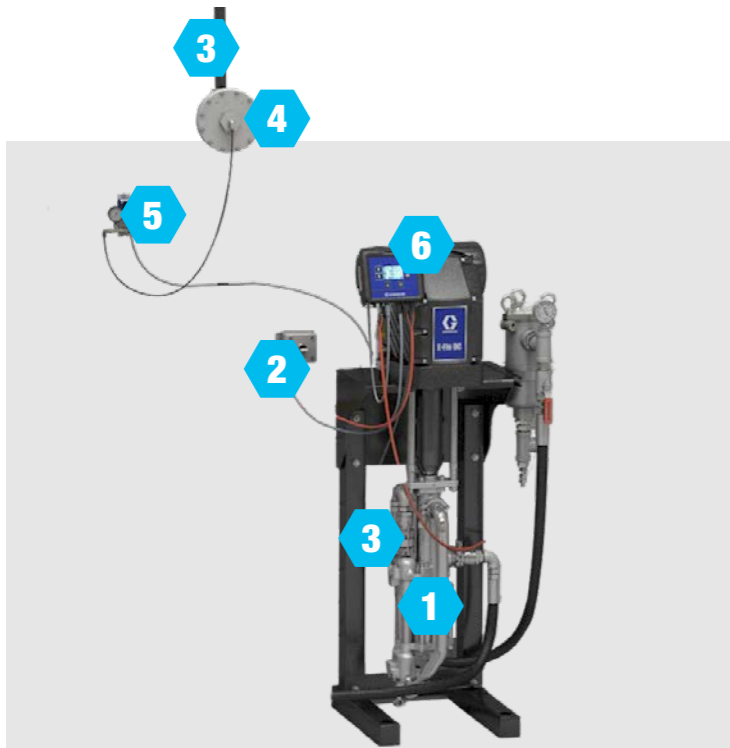
- ✔ Controls tank levels and agitator speeds
- ✔ Keeps your fluids at level and in perfect condition

Pump control >

- ✔ Controls fluid pressure and flow rates
- ✔ Keeps your pressure and flow stable and balanced

Overall control >

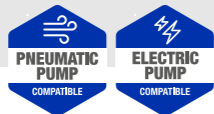
- ✔ Allows control from outside the hazardous area
- ✔ Gives access to (real-time) key paint circulation data



Pump control

- 1 Electric/Pneumatic Paint Circulation Pump
- 2 Pump Run/Stop Switch
- 3 Fluid Pressure Sensors
- 4 Back Pressure Regulator (BPR)
- 5 Electric/Pneumatic Transducer
- 6 Pump Control Module

Our Intelligent Paint Kitchen works with our electric and pneumatic paint circulation pumps. In this brochure we use our electric pump to visualize the system setup.



Tank control

- 1 Refill Pump
- 2 Refill Pump Solenoid
- 3 Radar Level Sensors
- 4 Supply Tank
- 5 Production Tank
- 6 Electric/Pneumatic Agitators
- 7 Tank Control Module



Overall control

- 1 HMI Touchscreen
- 2 Variable Frequency Drive (VFD)
- 3 Supervisor Box
- 4 Power Supply

HOW DOES IT WORK?

Pump control optimizes quality

Fluid pressure and flow rates are controlled by the Pump Control Module. It keeps your pressure and flow stable and in balance. Plus it ensures optimal paint feed to the applicators and reduces paint shear.

- 1 Electric/Pneumatic Paint Circulation Pump
- 2 Pump Run/Stop Switch
- 3 Fluid Pressure Sensors
- 4 Back Pressure Regulator (BPR)
- 5 Electric/Pneumatic Transducer
- 6 All connected to and monitored by the Pump Control Module





A closer look at the Pump Control Module

- Connection point and power source for all pump control components
- Allows advanced monitoring and controlling of the pump
- Sends instructions between the non-hazardous and hazardous area
- Can be mounted on the pump or remotely

Electric or pneumatic, the choice is yours

The Paint Circulation Pump continuously circulates one paint color through the paint mix room. Depending on your preference/situation/system ... you can choose an electric or a pneumatic pump.

Electric pump



Our E-Flo DC Pump is an energy-efficient reciprocating piston pump with an electric Brushless Dual Control Motor.

It is up to 5 times more efficient than a pneumatic pump.

- Can stall under pressure (similar to pneumatic pressure)
- Optimal paint feed to the applicators
- Low pulse, low noise, no icing

Pneumatic pump


Graco's pneumatic pumps are built to last. They range in size from 150 cc per cycle up to 4,000 cc per cycle to meet almost any paint circulation application. Choose between these 3 pumps that can be configured to a new level of performance with the Intelligent Paint Kitchen technology:

- **EnduraFlo:** Small to mid-sized double diaphragm pump that offers industry-leading flushing capabilities
- **Glutton:** 4:1 pump that is made for tough applications and has been an industry workhorse for many years
- **HighFlo:** 4-ball piston pump that delivers in mid-size to large circulation applications using the low-maintenance sealed 4-ball lower




How the Intelligent Paint Kitchen controls fluid pressure and flow rates

The Intelligent Paint Kitchen gives you the possibility to choose between pressure, flow, and hybrid mode. These modes are available for both electric and pneumatic pumps.



- 1 The target fluid pressure is set in the **Pump Control Module**.
- 2 The **Fluid Pressure Sensors** measure the fluid pressure inside the paint circulation line:
 - At the pump outlet
 - At the Back Pressure Regulator
- 3 The **Pump Control Module** compares the target fluid pressure with the actual fluid pressure at the pump outlet.
- 4 The **Paint Circulation Pump** automatically adjusts the pressure (PID Closed Loop) to meet the pressure setpoint.
- 5 This results in steady pressure in the paint circulation line and minimal pulsing at the **pump outlet**.




- 1 The target flow rate is set in the **Pump Control Module**.
- 2 The **Back Pressure Regulator** is set to deliver the desired fluid pressure in the system.
- 3 The **Paint Circulation Pump** circulates the paint at the desired flow rate, based on the volume of the pump and the position of the piston.
- 4 This results in a steady flow rate in the **circulation line**, while the system monitors the pressure transducers to prevent pump runaway.

How the Intelligent Paint Kitchen controls fluid pressure and flow rates



- 1 The minimum and maximum flow rates required by the circulation conditions are set in the **Pump Control Module**.
- 2 The minimum and maximum fluid pressure to maintain proper spray conditions are set in the **Pump Control Module**.
- 3 The **system** actively manages the pump pressure and flow rate to keep the system within the pressure or flow operating window.
- 4 Changes in viscosity or the number of guns in use will cause the **system** to adjust the **Paint Circulation Pump** and Back **Pressure Regulator** to maintain system pressure and flow requirements.

How the Intelligent Paint Kitchen keeps your pressure and flow stable and in balance



- 1 A production and a non-production profile are set in the **Pump Control Module**:
 - **Production mode**
 - Constant pressure
 - BPR open/closed percentage set by user
 - **Non-production mode (sleep mode)**
 - Constant flow
 - BPR as open as possible
- 2 The **Electric/Pneumatic Transducer** automatically reaches the setpoint of the BPR.
- 3 The **Electric/Pneumatic Transducer** adjusts the **Back Pressure Regulator**, depending on the target back pressure required.

HOW DOES IT WORK?

Tank control maintains quality

The Tank Control Module allows monitoring and control of tank levels and agitator speeds. This keeps paint viscosity consistent, resulting in a top quality finish you can count on.




- 1 Refill Pump
- 2 Refill Pump Solenoid
- 3 Radar Level Sensors
- 4 Supply Tank
- 5 Production Tank
- 6 Electric/Pneumatic Agitators
- 7 All connected to and monitored by the Tank Control Module



A closer look at the Tank Control Module


- Connection point and power source for all tank control components
- Allows advanced monitoring and controlling of tanks
- Sends instructions between hazardous and non-hazardous areas

How the Intelligent Paint Kitchen controls tank levels



- 1 The **tank target level** is set in the Tank Control Module.
- 2 The **Radar Level Sensor** measures the tank levels inside the Production Tank: the tank target level and the tank fill level.
The **Radar Level Sensor** detects if the tank fill level has been reached and communicates with the Tank Control Module.
- 3 The Tank Control Module activates the **Refill Pump Solenoid**, which starts up the Refill Pump.
- 4 The **Refill Pump** fills the Production Tank until the tank target level is reached.
- 5 This sequence is repeated based on the paint level changes in the **Production Tank**.

How the Intelligent Paint Kitchen controls agitator speeds



- 1 The **Electric Agitator** parameters are set:
 - Minimum speed (%)
 - Minimum tank level (%)
 - Maximum speed (%)
 - Maximum tank level (%)
 - On-Off time programming
- 2 The **Radar Level Sensor** measures the tank level inside the Production Tank and sends a 4-20 mA signal to the Pump Control Module and the Supervisor Box.
- 3 The **Variable Frequency Drive** (controlled by the Tank Control Module and the Supervisor Box) activates the **Electric Agitator**.
- 4 The **Agitator** will automatically slow down when the tank level is falling and automatically speed up when the tank level is rising.

HOW DOES IT WORK?

Overall control improves safety

The Supervisor Box and HMI Touchscreen allow you to remotely control the paint mix room and easily access critical paint circulation data from outside the hazardous area. This not only improves worker safety, it provides real-time information that can be used to improve the environment.

- 1 HMI Touchscreen
- 2 Variable Frequency Drive (VFD)
- 3 Supervisor Box
- 4 Power Supply





A closer look at the Supervisor Box

- Communication hub for the Intelligent Paint Kitchen
- Links with your Programmable Logic Controller (PLC)
- Contains the software that runs the Intelligent Paint Kitchen
- Can control up to 20 paint supply and paint circulation systems



A closer look at the HMI Touchscreen

- Remote interface between the Intelligent Paint Kitchen and operator
- Displays all paint mix room conditions and settings
- Allows you to change parameters and preferences or install updates
- Allows you to schedule production and non-production times

How the Intelligent Paint Kitchen allows control from outside the hazardous area



- 1** Pump and tank control settings and configurations are done via the **Pump Control Module** and **Tank Control Module**.
- 2** All settings and configurations can also be done from outside the hazardous area via the **HMI Touchscreen**.
- 3** The **Supervisor Box** communicates with all key Intelligent Paint Kitchen components:
 - Pump Control Module
 - Tank Control Module
 - HMI Touchscreen
 - Variable Frequency Drive (VFD)
- 4** From outside the hazardous area, paint kitchen control and real-time access to key data are done via the **HMI Touchscreen**.

GRACO'S INTELLIGENT PAINT KITCHEN

Component overview

The Intelligent Paint Kitchen consists of multiple components, such as sensors, actuators, control modules, switches, and cables. All these components are ATEX approved. Below you can find the part number of each component.

Pump control

Electric Pump Control

ADCM 220 VAC	24P822
ADCM 3 Phase	17V232

Pneumatic Pump Control

ADCM Pneumatic Control	19Y486
Air Control Kit	19Y482
Reed Switch Kit, NXT	19Y996

Pressure Transducer

Pressure Transducer Tri-Clamp	24X089
Pressure Transducer NPT	24R050

BPR Control

Electric/Pneumatic Transducer	24V001
-------------------------------	--------

Pump Run/Stop Switch

Pump Run/Stop Switch	16U729
----------------------	--------

Tank control

Control Module

ADCM Tank Control	17S843
-------------------	--------

Tank Level Sensor

Tank Level Sensor FM	25D293
Tank Level Sensor ATEX	25D294

Transfer Pump

Tr Pump Control Kit	24Z671
Reed Switch for 515/716 Fill Pump	241405
Reed Switch for 1050 Fill Pump	24A032

Overall control

Interface

Supervisor Box	25A830
Supervisor Expansion Box	25A843
HMI Touchscreen	25A693
Fiber/Serial Converter	24N978

Gateways

Ethernet IP	15X492
Profibus	15V965
Devicenet	15V966

Fiber cables

Fiber Cable 10 ft (3 m)	17T898
Fiber Cable 50 ft (16 m)	16M172
Fiber Cable 100 ft (32 m)	16M173
Fiber Cable 330 ft (100 m)	17B160

CAN cables

CAN Cable 3 ft (1 m)	16P911
CAN Cable 25 ft (8 m)	16P912

Power cables

Power Cable 50 ft (16m)	19Y499
Power Cable 100 ft (32m)	19Y502

GRACO LOCATIONS

EUROPE – BELGIUM

European Distribution Centre
Graco Distribution BV
Industrieterrein-Oude Bunders
Slakweidestraat 31
3630 Maasmechelen, Belgium
Tel: 32 89 770 700
Fax: 32 89 770 777

CHINA

Graco Hong Kong Ltd.
Shanghai Representative Office
Building 7 1029 Zhongshan Road
South Huangpu District
Shanghai 200011
The People's Republic of China
Tel: 86 21 649 50088
Fax: 86 21 649 50077

KOREA

Graco Korea Inc.
38, Samsung 1-ro 1-gil
Hwaseong-si, Gyeonggi-do, 18449
Republic of Korea
Tel: 82 31 8015 0961
Fax: 82 31 613 9801

AMERICAS – MINNESOTA

Worldwide Headquarters
Graco Inc.
88-11th Avenue N.E.
Minneapolis, MN 55413

INDIA

Graco Hong Kong Ltd.
India Liaison Office
Room 432, Augusta Point Regus
Business Centre 53 Golf Course Road
Gurgaon, Haryana India 122001
Tel: 91 124 435 4208
Fax: 91 124 435 4001

ASIA PACIFIC – AUSTRALIA

Graco Australia Pty Ltd.
Suite 17, 2 Enterprise Drive
Bundoora, Victoria 3083
Australia
Tel: 61 3 9468 8500
Fax: 61 3 9468 8599

JAPAN

Graco K.K.
1-27-12 Hayabuchi
Tsuzuki-ku
Yokohama City, Japan 2240025
Tel: 81 45 593 7300
Fax: 81 45 593 7301

ABOUT GRACO

Founded in 1926, Graco is a world leader in fluid handling systems and components. Graco products move, measure, control, dispense and apply a wide range of fluids and viscous materials used in vehicle lubrication, commercial and industrial settings. The company's success is based on its unwavering commitment to technical excellence, world-class manufacturing and unparalleled customer service. Working closely with qualified distributors, Graco offers systems, products and

technology that set the quality standard in a wide range of fluid handling solutions. Graco provides equipment for spray finishing, protective coating, paint circulation, lubrication and dispensing sealants and adhesives, along with power application equipment for the contractor industry. Graco's ongoing investment in fluid management and control ensures the continued provision of innovative solutions to a diverse global market.

www.graco.com/ipk | Tel +32 89 770 700 | Fax +32 89 770 777



All written and visual data contained in this document is based on the latest product information available at the time of publication. Graco reserves the right to make changes at any time without notice.

Graco is ISO 9001 certified.

©2020 Graco Distribution BV 300792ENEU Rev. A 09/20 Electronic version only. All other brand names or marks are only used for identification purposes and are trademarks of their respective owners. For more information on Graco's intellectual property, see www.graco.com/patent or www.graco.com/trademarks.