

Ordering A ProMix® 2KS System With IniFlex™ Component Hardware



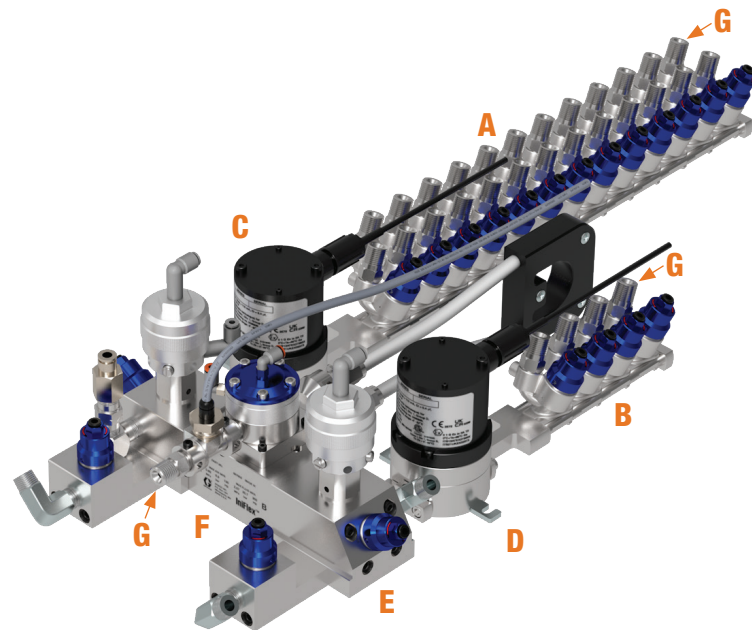
1. Consider the fluid application requirements. Selection options are shown in manual [3A8637](#) (pages 3-10).

Identify IniFlex components required for 2K assembly

- a. Resin CCV valve stack (circulation or non circ, flush valves)
- b. Catalyst change stack (circulation or non circ, flush valves)
- c. Resin flow meter
- d. Catalyst flow meter
- e. Dose/mix manifold, with or without dump valves
- f. Pressure regulator (flow control **yes** or **no**?)
[Pressure transducer mount manifold needed with flow control]
- g. Quick socket fittings

Sample IniFlex hardware BOM:

PART NUMBER	ITEM	QTY	DESCRIPTION
FXCC1201C	A	1	Color stack, 12 colors (Circ.) 1 non Circ.
FXCC0004C	B	1	Color stack, 4 colors, non Circ.
FX250ST	C	1	Meter G250 (resin flow meter)
FX250ST	D	1	Meter G250 (catalyst flow meter)
FXMMAB	E	1	Mix manifold assembly
FXRG1TM	F	1	1:1 Fluid regulator, air operated, w/pressure transducer mount for flow control
FXFP20	G	1	Quick socket fitting NPT, Qty: 20
FXFP10	G	1	Quick socket fitting NPT, Qty: 10



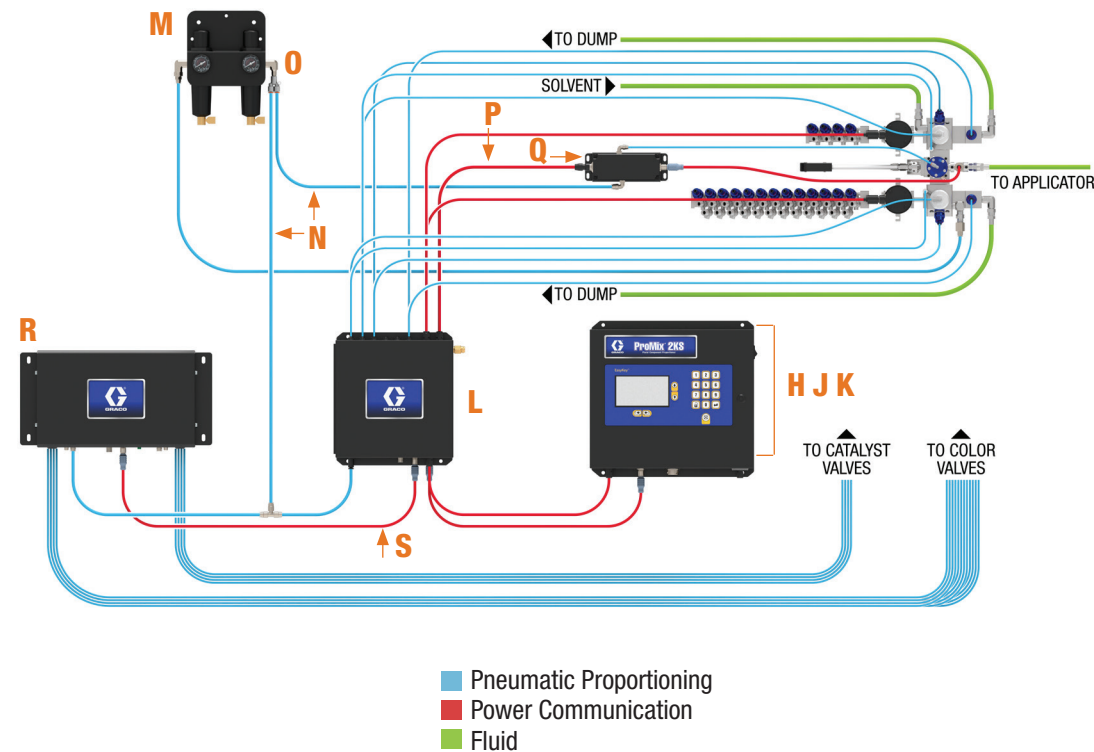
2. ProMix 2KS IniFlex control assembly can be ordered thru the following part numbers.

PART NUMBER	ITEM	QTY	DESCRIPTION
15V256	H	1	Kit, automatic upgrade, Promix 2KS
277869	J	1	Control box, Easykey assembly, Promix 2KS
256580	K	1	E-manual, flash drive, Promix 2KS
262369	L	1	Box, control, remote, Promix 2KS
570122	M	1	Air supply control assembly
590332	N	2	Tubing, polyethylene (5/32 ID x 1/4 OD – 100 ft length)

Refer to manuals [312778](#) and [312779](#) for installation and operation information.

3. For **flow control**, order the following parts:

PART NUMBER	ITEM	QTY	DESCRIPTION
114158	O	1	Fitting, adapter, Y
15G611	P	1	Cable, flow control, 10 ft (3m). Connects the flow control module to the remote control box (262369)
24H989	Q	1	Control, flow, V/P, and pressure transducer



4. Order the color change control module necessary to manage the color and catalyst change process, just as you would with a 2KS system. Selection options are shown in manual [312787](#). **(Item R)**

KIT DESCRIPTION	CONTROL MODULE
2 color	277752
4 color	277753
7 color	277754
12 color	277755
2 color/2 catalyst	277879
4 color/2 catalyst	277880
4 color/4 catalyst	277883
7 color/2 catalyst	277881
7 color/4 catalyst	277884
12 color/2 catalyst	277882
12 color/4 catalyst	277885
13-18 color	278113
13-24 color	278114
13-30 color	277885
1 catalyst/1 flush	278095

5. Order the following color change module CAN cable based on the length required. Cable connects between the color change module and the remote control box (262369). **(Item S)**

PART NUMBER	LENGTH IN FT (M)
15U531	2 (0.6)
15U532	3 (1.0)
15V205	6 (2.0)
15V206	10 (3.0)
15V207	15 (5.0)
15V208	25 (8.0)
15U533	50 (16.0)
15V213	100 (32.0)

Optional Accessories:

PART NUMBER	DESCRIPTION
121795	Valve solenoid, dump, A & B – used to control the mix manifold A & B dump valves as needed
112512	Wire ferrule – to connect the above dump valve solenoids to control board
25B471	EtherNet gateway communication module
15V267	Ratio check kit

For more information, contact us at 1-800-533-9655. Visit www.graco.com/IniFlex.

PROVEN QUALITY. LEADING TECHNOLOGY.

Ordering A ProMix® 1KS System With IniFlex™ Component Hardware



1. Consider the fluid application requirements. Selection options are shown in manual [3A8637](#) (pages 3-10).

Identify IniFlex components required for 2K assembly

- a. Resin CCV valve stack (circulation or non circ, flush valves)
- b. Catalyst change stack (circulation or non circ, flush valves)
- c. Resin flow meter
- d. Catalyst flow meter
- e. Dose/mix manifold, with or without dump valves
- f. Pressure regulator (flow control **yes** or **no**?)
[Pressure transducer mount manifold needed with flow control]
- g. Quick socket fittings

Sample IniFlex hardware BOM:

PART NUMBER	ITEM	QTY	DESCRIPTION
FXCC1201C	A	1	Color stack, 12 colors (Circ.) 1 non Circ.
FX250ST	C	1	Meter G250 (resin flow meter)
FXRG1TM	F	1	1:1 Fluid regulator, air operated, w/pressure transducer mount for flow control
FXFP20	G	1	Quick socket fitting NPT, Qty: 20
FXFP01	G	6	Quick socket fitting NPT, Qty: 1

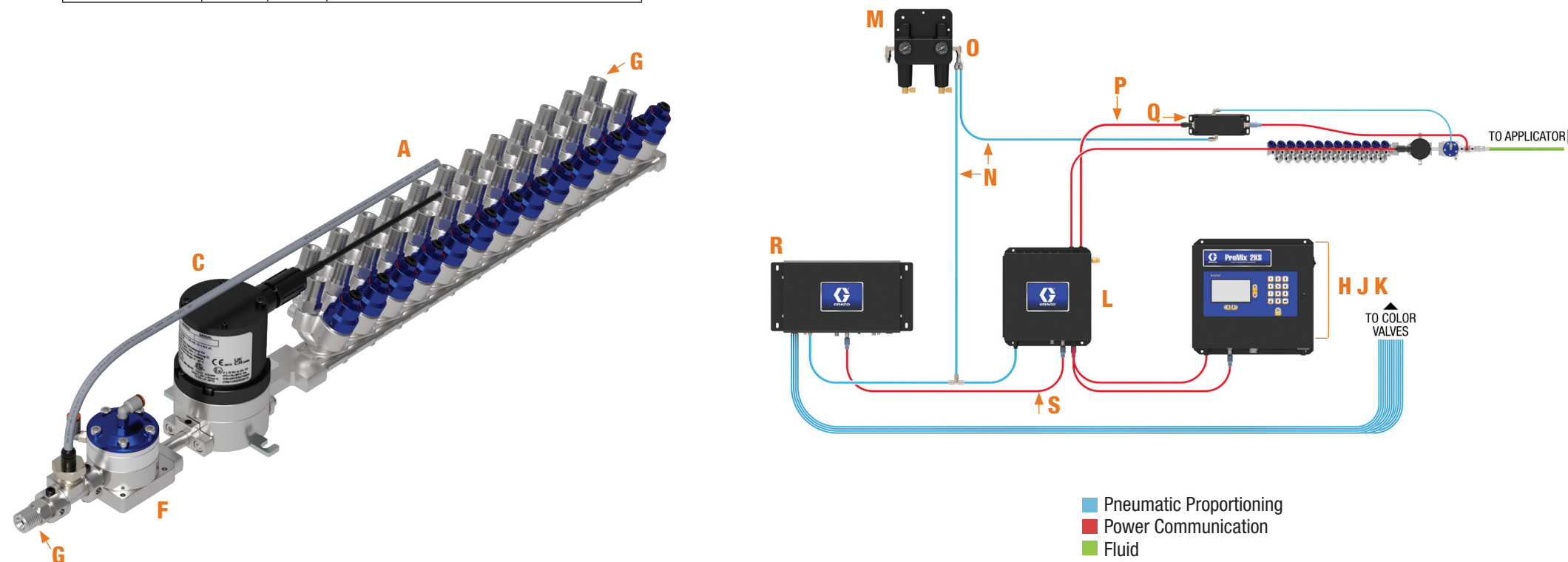
2. ProMix 1KS IniFlex control assembly can be ordered thru the following part numbers.

PART NUMBER	ITEM	QTY	DESCRIPTION
15V256	H	1	Kit, automatic upgrade, Promix 2KS
277869	J	1	Control box, Easykey assembly, Promix 2KS
256580	K	1	E-manual, flash drive, Promix 2KS
262363	L	1	Box, control, remote, Promix 2KS
570122	M	1	Air supply control assembly
590332	N	2	Tubing, polyethylene (5/32 ID x 1/4 OD – 100 ft length)

Refer to manuals [3A1163](#) and [3A1080](#) for installation and operation information.

3. For flow control, order the following parts:

PART NUMBER	ITEM	QTY	DESCRIPTION
114158	O	1	Fitting, adapter, Y
15G611	P	1	Cable, flow control, 10 ft (3m). Connects the flow control module to the remote control box (262369)
24H989	Q	1	Control, flow, V/P, and pressure transducer



4. Order the color change control module necessary to manage the color and catalyst change process, just as you would with a 1KS system. Selection options are shown in manual [312787](#). (Item R)

KIT DESCRIPTION	CONTROL MODULE
2 color	277752
4 color	277753
7 color	277754
12 color	277755
2 color/2 catalyst	277879
4 color/2 catalyst	277880
4 color/4 catalyst	277883
7 color/2 catalyst	277881
7 color/4 catalyst	277884
12 color/2 catalyst	277882
12 color/4 catalyst	277885
13-18 color	278113
13-24 color	278114
13-30 color	277885
1 catalyst/1 flush	278095

5. Order the following color change module CAN cable based on the length required. Cable connects between the color change module and the remote control box (262369). (Item S)

PART NUMBER	LENGTH IN FT (M)
15U531	2 (0.6)
15U532	3 (1.0)
15V205	6 (2.0)
15V206	10 (3.0)
15V207	15 (5.0)
15V208	25 (8.0)
15U533	50 (16.0)
15V213	100 (32.0)

Optional Accessories:

PART NUMBER	DESCRIPTION
121795	Valve solenoid, dump, A & B – used to control the mix manifold A & B dump valves as needed
112512	Wire ferrule – to connect the above dump valve solenoids to control board
25B471	EtherNet gateway communication module
15V267	Ratio check kit

For more information, contact us at 1-800-533-9655. Visit www.graco.com/IniFlex.

PROVEN QUALITY. LEADING TECHNOLOGY.